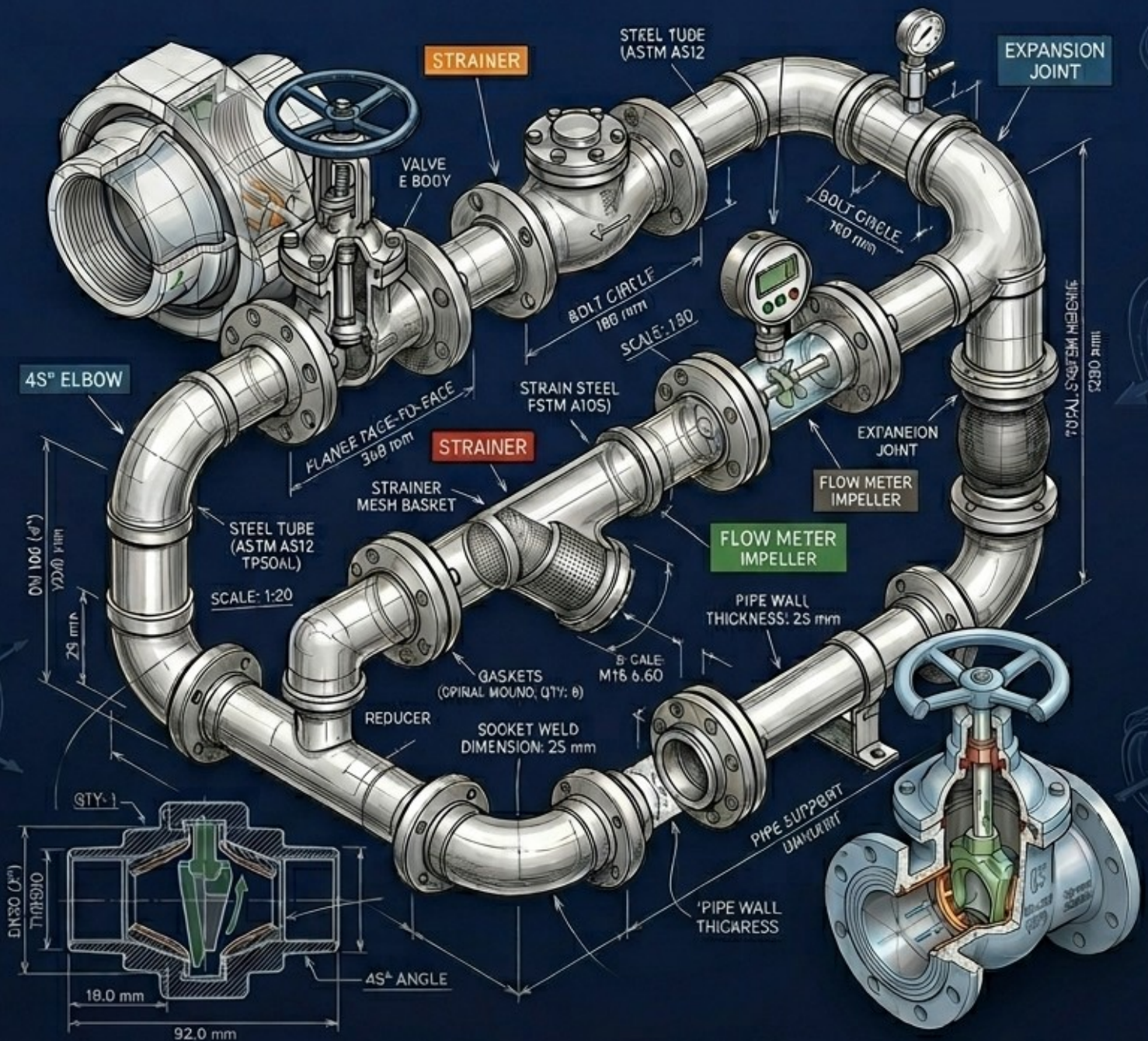




PIKARE INTERNATIONAL TRADE

PRODUCT CATALOGUE



Index Values
Index - Werte
Valeurs Indices
Valori Indice



- Malleable iron fittings • Raccords en fonte malléable
- Tempergussfittings • Raccordi di ghisa malleabile



Product range
Sortimentübersicht
Gamme
Gamma

1	1a	2	2a	3	40
					
41	85	87	90	90R	92
					
92R	95	96	97	98	120
					
121	130	130R	131	180	180R
					
240	241	245	246	270	271
					
280	290	291	300	310	330
					
331	340	341	370	371	372
					
374	529a				
					

1

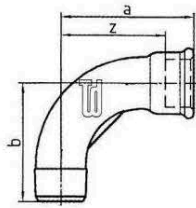
ISO/EN (G4)

Long sweep bend

Langer bogen

Courbe à grand rayon

Curva lunga



	Size	Code	Index	Bag	Carton	Gr
BLK	1/2	FS00010002	3,80	10	180	115
GAL	1/2	FG00010002	4,80	10	180	120
BLK	3/4	FS00010003	6,65	10	100	200
GAL	3/4	FG00010003	8,40	10	100	210
BLK	1	FS00010004	9,00		60	320
GAL	1	FG00010004	11,40		60	340
BLK	1 1/4	FS00010005	15,95		30	525
GAL	1 1/4	FG00010005	19,80		30	550
BLK	1 1/2	FS00010006	20,55		25	685
GAL	1 1/2	FG00010006	26,15		25	720
BLK	2	FS00010007	34,05		12	1400
GAL	2	FG00010007	42,25		12	1440

	Dimension	Code	a	b	z	z1
BLK	1/2	FS00010002	55	48	42	
GAL	1/2	FG00010002				
BLK	3/4	FS00010003	69	60	54	
GAL	3/4	FG00010003				
BLK	1	FS00010004	85	75	68	
GAL	1	FG00010004				
BLK	1 1/4	FS00010005	105	95	86	
GAL	1 1/4	FG00010005				
BLK	1 1/2	FS00010006	116	105	97	
GAL	1 1/2	FG00010006				
BLK	2	FS00010007	140	130	116	
GAL	2	FG00010007				

1a

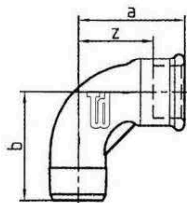
ISO/EN (D4)

Short bend

Kurzer bogen

Courbe courte

Curva corta



	Size	Code	Index	Bag	Carton	Gr
BLK	1/2	FS001A0002	3,45	10	180	120
GAL	1/2	FG001A0002	4,40	10	180	125
BLK	3/4	FS001A0003	5,45	10	100	200
GAL	3/4	FG001A0003	6,75	10	100	205
BLK	1	FS001A0004	7,25		60	330
GAL	1	FG001A0004	9,05		60	350
BLK	1 1/4	FS001A0005	10,65		30	530
GAL	1 1/4	FG001A0005	13,75		30	550
BLK	1 1/2	FS001A0006	15,60		25	705
GAL	1 1/2	FG001A0006	19,80		25	730
BLK	2	FS001A0007	28,00		12	1285
GAL	2	FG001A0007	34,65		12	1335

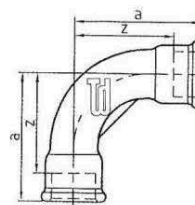
	Dimension	Code	a	b	z	z1
BLK	1/2	FS001A0002	45	45	32	
GAL	1/2	FG001A0002				
BLK	3/4	FS001A0003	50	50	35	
GAL	3/4	FG001A0003				
BLK	1	FS001A0004	63	63	46	
GAL	1	FG001A0004				
BLK	1 1/4	FS001A0005	76	76	57	
GAL	1 1/4	FG001A0005				
BLK	1 1/2	FS001A0006	85	85	66	
GAL	1 1/2	FG001A0006				
BLK	2	FS001A0007	102	102	78	
GAL	2	FG001A0007				

Size	Code	Index	Bag	Carton	Gr
BLK 1/2	FS00020002	4,35	10	160	140
GAL 1/2	FG00020002	5,45	10	160	145
BLK 3/4	FS00020003	6,85	10	80	255
GAL 3/4	FG00020003	8,45	10	80	270
BLK 1	FS00020004	9,00		50	385
GAL 1	FG00020004	11,40		50	415
BLK 1 1/4	FS00020005	16,00		30	620
GAL 1 1/4	FG00020005	19,90		30	650
BLK 1 1/2	FS00020006	19,75		20	770
GAL 1 1/2	FG00020006	24,40		20	820
BLK 2	FS00020007	27,20		10	1550
GAL 2	FG00020007	33,95		10	1605
BLK 3	FS00020009	95,00		3	3970
GAL 3	FG00020009	120,20		3	4100



2
ISO/EN(G1)
Long sweep bend
Langer bogen
Courbe à grand rayon
Curva lunga

Dimension	Code	a	b	z	z1
BLK 1/2	FS00020002	55		42	
GAL 1/2	FG00020002				
BLK 3/4	FS00020003	69		54	
GAL 3/4	FG00020003				
BLK 1	FS00020004	85		68	
GAL 1	FG00020004				
BLK 1 1/4	FS00020005	105		86	
GAL 1 1/4	FG00020005				
BLK 1 1/2	FS00020006	116		97	
GAL 1 1/2	FG00020006				
BLK 2	FS00020007	140		116	
GAL 2	FG00020007				
BLK 3	FS00020009	205		175	
GAL 3	FG00020009				

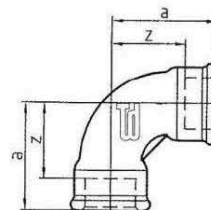


Size	Code	Index	Bag	Carton	Gr
BLK 1/2	FS002A0002	3,30	10	160	140
GAL 1/2	FG002A0002	4,20	10	160	145
BLK 3/4	FS002A0003	4,45	10	80	235
GAL 3/4	FG002A0003	5,80	10	80	245
BLK 1	FS002A0004	7,00		50	385
GAL 1	FG002A0004	9,00		50	395
BLK 1 1/4	FS002A0005	10,40		30	645
GAL 1 1/4	FG002A0005	13,50		30	675
BLK 1 1/2	FS002A0006	14,30		20	830
GAL 1 1/2	FG002A0006	18,15		20	865
BLK 2	FS002A0007	22,55		10	1415
GAL 2	FG002A0007	29,25		10	1455
BLK 3	FS002A0009	73,25		4	2565
GAL 3	FG002A0009	92,75		4	2660



2a
ISO/EN(D1)
Short bend
Kurzer bogen
Courbe courte
Curva corta

Dimension	Code	a	b	z	z1
BLK 1/2	FS002A0002	45		32	
GAL 1/2	FG002A0002				
BLK 3/4	FS002A0003	50		35	
GAL 3/4	FG002A0003				
BLK 1	FS002A0004	63		46	
GAL 1	FG002A0004				
BLK 1 1/4	FS002A0005	76		57	
GAL 1 1/4	FG002A0005				
BLK 1 1/2	FS002A0006	85		66	
GAL 1 1/2	FG002A0006				
BLK 2	FS002A0007	102		78	
GAL 2	FG002A0007				
BLK 3	FS002A0009	127		97	
GAL 3	FG002A0009				



3

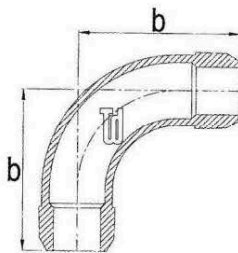
ISO/EN (G8)

Long sweep bend

Langer bogen

Courbe à grand rayon

Curva lunga



Size	Code	Index	Bag	Carton	Gr
BLK 1/2	FS00030002	6,65	10	180	95
GAL 1/2	FG00030002	8,35	10	180	100
BLK 3/4	FS00030003	7,45	10	100	175
GAL 3/4	FG00030003	9,40	10	100	190
BLK 1	FS00030004	10,80		60	340
GAL 1	FG00030004	13,45		60	360
BLK 1 1/4	FS00030005	20,30		30	540
GAL 1 1/4	FG00030005	25,80		30	575
BLK 1 1/2	FS00030006	29,00		25	740
GAL 1 1/2	FG00030006	36,55		25	780
BLK 2	FS00030007	39,00		12	1400
GAL 2	FG00030007	49,35		12	1460

Dimension	Code	a	b	z	z1
BLK 1/2	FS00030002		48		
GAL 1/2	FG00030002				
BLK 3/4	FS00030003		60		
GAL 3/4	FG00030003				
BLK 1	FS00030004		75		
GAL 1	FG00030004				
BLK 1 1/4	FS00030005		95		
GAL 1 1/4	FG00030005				
BLK 1 1/2	FS00030006		105		
GAL 1 1/2	FG00030006				
BLK 2	FS00030007		130		
GAL 2	FG00030007				

40

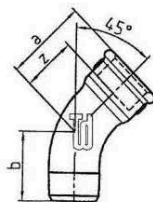
ISO/EN (G4/45°)

45° Long sweep bend

Langer bogen 45°

Courbe à grand rayon 45°

Curva lunga 45°



Size	Code	Index	Bag	Carton	Gr
BLK 1/2	FS00400002	4,35	10	180	110
GAL 1/2	FG00400002	5,45	10	180	115
BLK 3/4	FS00400003	5,90	10	100	175
GAL 3/4	FG00400003	7,35	10	100	180
BLK 1	FS00400004	8,40	10	60	280
GAL 1	FG00400004	10,35	10	60	295
BLK 1 1/4	FS00400005	14,50		30	575
GAL 1 1/4	FG00400005	18,05		30	605
BLK 1 1/2	FS00400006	17,40		25	620
GAL 1 1/2	FG00400006	21,55		25	655
BLK 2	FS00400007	27,45		12	1050
GAL 2	FG00400007	34,15		12	1110

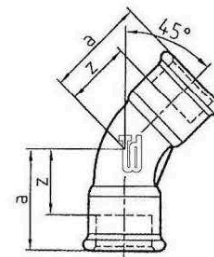
Dimension	Code	a	b	z	z1
BLK 1/2	FS00400002	36	30	23	
GAL 1/2	FG00400002				
BLK 3/4	FS00400003	43	36	28	
GAL 3/4	FG00400003				
BLK 1	FS00400004	51	42	34	
GAL 1	FG00400004				
BLK 1 1/4	FS00400005	64	54	45	
GAL 1 1/4	FG00400005				
BLK 1 1/2	FS00400006	68	58	49	
GAL 1 1/2	FG00400006				
BLK 2	FS00400007	81	70	57	
GAL 2	FG00400007				

Size	Code	Index	Bag	Carton	Gr
BLK 1/2	FS00410002	5,30	10	160	140
GAL 1/2	FG00410002	6,50	10	160	145
BLK 3/4	FS00410003	6,55	10	80	220
GAL 3/4	FG00410003	8,20	10	80	235
BLK 1	FS00410004	8,50	10	50	330
GAL 1	FG00410004	10,50	10	50	350
BLK 1 1/4	FS00410005	15,05		30	575
GAL 1 1/4	FG00410005	19,00		30	620
BLK 1 1/2	FS00410006	19,80		20	730
GAL 1 1/2	FG00410006	25,05		20	760
BLK 2	FS00410007	28,00		10	1310
GAL 2	FG00410007	35,20		10	1355

Dimension	Code	a	b	z	z1
BLK 1/2	FS00410002	36		23	
GAL 1/2	FG00410002				
BLK 3/4	FS00410003	43		28	
GAL 3/4	FG00410003				
BLK 1	FS00410004	51		34	
GAL 1	FG00410004				
BLK 1 1/4	FS00410005	64		45	
GAL 1 1/4	FG00410005				
BLK 1 1/2	FS00410006	68		49	
GAL 1 1/2	FG00410006				
BLK 2	FS00410007	81		57	
GAL 2	FG00410007				



41
ISO/EN(G1/45°)
45° Long sweep bend
Langer bogen 45°
Courbe à grand rayon 45°
Curva lunga 45°

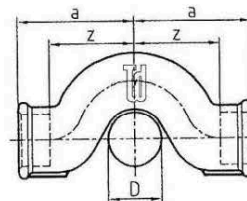


Size	Code	Index	Bag	Carton	Gr
BLK 1/2	FS00850002	5,55	10	100	185
GAL 1/2	FG00850002	7,00	10	100	200
BLK 3/4	FS00850003	8,50	10	70	295
GAL 3/4	FG00850003	10,50	10	70	315
BLK 1	FS00850004	16,95		40	505
GAL 1	FG00850004	21,95		40	535

Dimension	Code	a	d	z	z1
BLK 1/2	FS00850002	48	0.5in.	36	
GAL 1/2	FG00850002				
BLK 3/4	FS00850003	60	0.75in.	45	
GAL 3/4	FG00850003				
BLK 1	FS00850004	70	1in.	53	
GAL 1	FG00850004				



85
Crossover
Überspringbogen
Dos d'âne
Scavalcatubo a curva

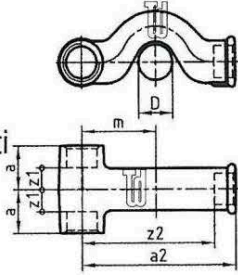


87

Tee, with crossover branch

Überspring-T
Té à dos d'âne

Scavalcatubo a ti



Dimension	Code	Index	Bag	Carton	Gr
BLK 1/2 "	FS00870002	13,15	10	80	220
GLV 1/2 "	FG00870002	17,80	10	80	230

Dimension	Code	a	b	z	z1	D
BLK 1/2 "	FS00870002	26	93	13	80	0,5 in.
GLV 1/2 "	FG00870002	26	93	13	80	0,5 in.

90

ISO/EN(A1)

Elbow

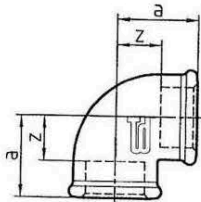
Winkel

Coude

Gomito



Dimension	Code	Index	Bag	Carton	Gr
BLK 3/8 "	FS00900001	1,95	10	350	70
GLV 3/8 "	FG00900001	2,50	10	350	75
BLK 1/2 "	FS00900002	1,30	10	270	85
GLV 1/2 "	FG00900002	1,75	10	270	90
BLK 3/4 "	FS00900003	2,10	10	150	150
GLV 3/4 "	FG00900003	2,75	10	150	155
BLK 1 "	FS00900004	3,25	10	100	230
GLV 1 "	FG00900004	4,10	10	100	245
BLK 1 1/4 "	FS00900005	6,10		60	355
GLV 1 1/4 "	FG00900005	7,65		60	370
BLK 1 1/2 "	FS00900006	9,90		35	590
GLV 1 1/2 "	FG00900006	12,35		35	610
BLK 2 "	FS00900007	11,40		20	905
GLV 2 "	FG00900007	14,50		20	945
BLK 2 1/2 "	FS00900008	33,60		12	1.285
GLV 2 1/2 "	FG00900008	42,50		12	1.385
BLK 3 "	FS00900009	46,80		8	1.895
GLV 3 "	FG00900009	58,25		8	1.980
BLK 4 "	FS00900000	82,55		4	3.225
GLV 4 "	FG00900000	104,40		4	3.355



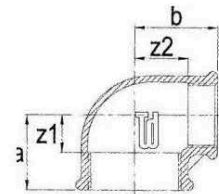
Dimension	Code	a	b	z	z1
BLK 3/8 "	FS00900001	25		15	
GLV 3/8 "	FG00900001				
BLK 1/2 "	FS00900002	28		15	
GLV 1/2 "	FG00900002				
BLK 3/4 "	FS00900003	33		18	
GLV 3/4 "	FG00900003				
BLK 1 "	FS00900004	38		21	
GLV 1 "	FG00900004				
BLK 1 1/4 "	FS00900005	45		26	
GLV 1 1/4 "	FG00900005				
BLK 1 1/2 "	FS00900006	50		31	
GLV 1 1/2 "	FG00900006				
BLK 2 "	FS00900007	58		34	
GLV 2 "	FG00900007				
BLK 2 1/2 "	FS00900008	69		42	
GLV 2 1/2 "	FG00900008				
BLK 3 "	FS00900009	78		48	
GLV 3 "	FG00900009				
BLK 4 "	FS00900000	96		60	
GLV 4 "	FG00900000				

Dimension	Code	Index	Bag	Carton	Gr
BLK 3/4-1/2 "	FS090R0032	3.05	10	150	155
GLV 3/4-1/2 "	FG090R0032	3.65	10	150	165
BLK 1-3/8 "	FS090R0041	5.25	10	120	195
GLV 1-3/8 "	FG090R0041	6.30	10	120	205
BLK 1-1/2 "	FS090R0042	4.10	10	120	195
GLV 1-1/2 "	FG090R0042	5.30	10	120	200
BLK 1-3/4 "	FS090R0043	4.50	10	100	215
GLV 1-3/4 "	FG090R0043	5.60	10	100	230
BLK 1 1/4-1/2 "	FS090R0052	6.95		45	290
GLV 1 1/4-1/2 "	FG090R0052	8.45		45	305
BLK 1 1/4-3/4 "	FS090R0053	9.20		45	330
GLV 1 1/4-3/4 "	FG090R0053	11.40		45	350
BLK 1 1/4-1 "	FS090R0054	7.25		40	375
GLV 1 1/4-1 "	FG090R0054	9.05		40	400
BLK 1 1/2-3/4 "	FS090R0063	11.25		40	400
GLV 1 1/2-3/4 "	FG090R0063	14.00		40	420
BLK 1 1/2-1 "	FS090R0064	10.40		40	445
GLV 1 1/2-1 "	FG090R0064	13.25		40	470
BLK 1 1/2-1 1/4 "	FS090R0065	11.70		40	470
GLV 1 1/2-1 1/4 "	FG090R0065	14.50		40	485
BLK 2-1 "	FS090R0074	18.45		35	700
GLV 2-1 "	FG090R0074	23.00		35	740
BLK 2-1 1/4 "	FS090R0075	19.80		35	590
GLV 2-1 1/4 "	FG090R0075	24.95		35	635
BLK 2-1 1/2 "	FS090R0076	18.80		30	710
GLV 2-1 1/2 "	FG090R0076	23.35		30	750

90R
ISO/EN (A1)
Elbow
Winkel
Coude
Gomito



Dimension	Code	a	b	z1	z2	
BLK 3/4-1/2 "	FS090R0032		30	31	15	18
GLV 3/4-1/2 "	FG090R0032					
BLK 1-3/8 "	FS090R0041		32	34	12	21
GLV 1-3/8 "	FG090R0041					
BLK 1-1/2 "	FS090R0042		32	34	15	21
GLV 1-1/2 "	FG090R0042					
BLK 1-3/4 "	FS090R0043		35	36	18	21
GLV 1-3/4 "	FG090R0043					
BLK 1 1/4-1/2 "	FS090R0052		34	38	15	25
GLV 1 1/4-1/2 "	FG090R0052					
BLK 1 1/4-3/4 "	FS090R0053		36	41	17	26
GLV 1 1/4-3/4 "	FG090R0053					
BLK 1 1/4-1 "	FS090R0054		40	42	21	25
GLV 1 1/4-1 "	FG090R0054					
BLK 1 1/2-3/4 "	FS090R0063		38	44	19	29
GLV 1 1/2-3/4 "	FG090R0063					
BLK 1 1/2-1 "	FS090R0064		42	46	23	29
GLV 1 1/2-1 "	FG090R0064					
BLK 1 1/2-1 1/4 "	FS090R0065		46	48	27	29
GLV 1 1/2-1 1/4 "	FG090R0065					
BLK 2-1 "	FS090R0074		46	53	22	36
GLV 2-1 "	FG090R0074					
BLK 2-1 1/4 "	FS090R0075		48	53	24	33
GLV 2-1 1/4 "	FG090R0075					
BLK 2-1 1/2 "	FS090R0076		52	55	28	36
GLV 2-1 1/2 "	FG090R0076					



92

ISO/EN(A4)

Elbow

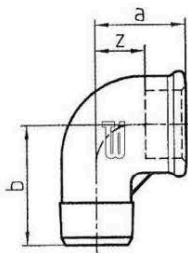
Winkel

Coude

Gomito



Dimension	Code	Index	Bag	Carton	Gr
BLK 3/8"	FS00920001	2,35	10	350	60
GLV 3/8"	FG00920001	2,85	10	350	65
BLK 1/2"	FS00920002	1,65	10	250	100
GLV 1/2"	FG00920002	2,05	10	250	110
BLK 3/4"	FS00920003	2,55	10	150	160
GLV 3/4"	FG00920003	3,20	10	150	165
BLK 1"	FS00920004	4,15	10	90	255
GLV 1"	FG00920004	5,30	10	90	265
BLK 1 1/4"	FS00920005	7,30		50	420
GLV 1 1/4"	FG00920005	8,95		50	435
BLK 1 1/2"	FS00920006	10,70		40	600
GLV 1 1/2"	FG00920006	13,40		40	620
BLK 2"	FS00920007	13,95		20	880
GLV 2"	FG00920007	17,65		20	920
BLK 2 1/2"	FS00920008	35,25		12	1.520
GLV 2 1/2"	FG00920008	43,85		12	1.565
BLK 3"	FS00920009	46,40		8	2.080
GLV 3"	FG00920009	57,80		8	2.160
BLK 4"	FS00920000	78,00		4	3.030
GLV 4"	FG00920000	98,70		4	3.130



Dimension	Code	a	b	c	z
BLK 3/8"	FS00920001	25	32		15
GLV 3/8"	FG00920001				
BLK 1/2"	FS00920002	28	37		15
GLV 1/2"	FG00920002				
BLK 3/4"	FS00920003	33	43		18
GLV 3/4"	FG00920003				
BLK 1"	FS00920004	38	52		21
GLV 1"	FG00920004				
BLK 1 1/4"	FS00920005	45	60		26
GLV 1 1/4"	FG00920005				
BLK 1 1/2"	FS00920006	50	65		31
GLV 1 1/2"	FG00920006				
BLK 2"	FS00920007	58	74		34
GLV 2"	FG00920007				
BLK 2 1/2"	FS00920008	69	88		42
GLV 2 1/2"	FG00920008				
BLK 3"	FS00920009	78	98		48
GLV 3"	FG00920009				
BLK 4"	FS00920000	96	118		60
GLV 4"	FG00920000				

92R

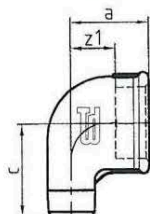
ISO/EN(A4)

Elbow

Winkel

Coude

Gomito

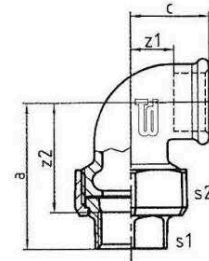


Dimension	Code	Index	Bag	Carton	Gr
BLK 3/4-1/2"	FS092R0032	6,40		150	125
GLV 3/4-1/2"	FG092R0032	8,05		150	130

Dimension	Code	a	b	c	z	z1
BLK 3/4-1/2"	FS092R0032	30		40		18
GLV 3/4-1/2"	FG092R0032					

Dimension	Code	Index	Bag	Carton	Gr
BLK 1/2"	FS00950002	9,35	10	90	260
GLV 1/2"	FG00950002	11,60	10	90	265
BLK 3/4"	FS00950003	10,30	10	50	380
GLV 3/4"	FG00950003	12,75	10	50	390
BLK 1"	FS00950004	12,70	40	40	450
GLV 1"	FG00950004	15,95	40	40	475

Dimension	Code	a	c	z1	z2	s1
BLK 1/2"	FS00950002	58	28	15	45	26
GLV 1/2"	FG00950002					
BLK 3/4"	FS00950003	62	33	18	47	31
GLV 3/4"	FG00950003					
BLK 1"	FS00950004	72	38	21	55	38
GLV 1"	FG00950004					



95

ISO/EN (UA1)

Union elbows,
flat seat

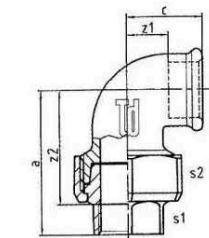
Winkerverschraubung,
flach
dichtend

Coude union à
joint plat

Gomito con
bocchettone a
sede piana

Dimension	Code	Index	Bag	Carton	Gr
BLK 1/2"	FS00960002	9,30	10	90	260
GLV 1/2"	FG00960002	11,75	10	90	270
BLK 3/4"	FS00960003	10,75	10	50	390
GLV 3/4"	FG00960003	13,60	10	50	405
BLK 1"	FS00960004	15,55	40	40	455
GLV 1"	FG00960004	19,55	40	40	480

Dimension	Code	a	c	z1	z2	s1
BLK 1/2"	FS00960002	58	28	15	45	25
GLV 1/2"	FG00960002					
BLK 3/4"	FS00960003	62	33	18	47	32
GLV 3/4"	FG00960003					
BLK 1"	FS00960004	72	38	21	55	38
GLV 1"	FG00960004					



96

ISO/EN (UA11)

Union elbow,
taper seat

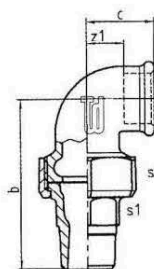
Winkerverschraubung
mit Kegeldichtung

Coude union
à joint conique

Gomito
con bocchettone
a sede
conica

Dimension	Code	Index	Bag	Carton	Gr
BLK 1/2"	FS00970002	9,45	10	80	270
GLV 1/2"	FG00970002	11,95	10	80	280
BLK 3/4"	FS00970003	11,35	10	50	400
GLV 3/4"	FG00970003	14,35	10	50	420
BLK 1"	FS00970004	14,35	40	40	510
GLV 1"	FG00970004	18,25	40	40	545

Dimension	Code	b	c	z1	s1	s2
BLK 1/2"	FS00970002	76	28	15	25	41
GLV 1/2"	FG00970002					
BLK 3/4"	FS00970003	82	33	18	31	50
GLV 3/4"	FG00970003					
BLK 1"	FS00970004	93	38	21	38	55
GLV 1"	FG00970004					



97

ISO/EN (UA2)

Union elbow,
flat seat

Winkerverschraubung,
flach
dichtend

Coude union
à joint plat

Gomito con
bocchettone
a sede piana

98

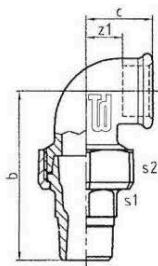
ISO/EN(UA12)

Union elbow,
taper seat

Winkelverschraubung mit
Kegeldichtung

Coude union à
joint conique

Gomito con
bocchettone a
sede conica



Dimension	Code	Index	Bag	Carton	Gr
BLK 1/2 "	FS00980002	9,35	10	80	275
GLV 1/2 "	FG00980002	11,80	10	80	290
BLK 3/4 "	FS00980003	11,95	10	50	405
GLV 3/4 "	FG00980003	15,00	10	50	425
BLK 1 "	FS00980004	16,35		40	510
GLV 1 "	FG00980004	20,55		40	565

Dimension	Code	b	c	z1	s1	s2
BLK 1/2 "	FS00980002	76	28	15	25	41
GLV 1/2 "	FG00980002					
BLK 3/4 "	FS00980003	82	33	18	31	50
GLV 3/4 "	FG00980003					
BLK 1 "	FS00980004	94	38	21	38	55
GLV 1 "	FG00980004					

120

ISO/EN(A1/45°)

45° Elbow

Winkel 45°

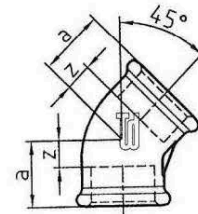
Coude 45°

Gomito 45°



Dimension	Code	Index	Bag	Carton	Gr
BLK 1/2"	FS01200002	4,45	10	300	80
GLV 1/2"	FG01200002	5,70	10	300	85
BLK 3/4"	FS01200003	5,55	10	150	150
GLV 3/4"	FG01200003	7,05	10	150	160
BLK 1"	FS01200004	8,20		100	240
GLV 1"	FG01200004	10,35		100	255
BLK 1 1/4"	FS01200005	14,75		50	400
GLV 1 1/4"	FG01200005	18,80		50	420
BLK 1 1/2"	FS01200006	18,15		40	465
GLV 1 1/2"	FG01200006	22,95		40	490
BLK 2"	FS01200007	23,70		20	850
GLV 2"	FG01200007	30,00		20	880
BLK 2 1/2"	FS01200008	49,00		12	900
GLV 2 1/2"	FG01200008	61,95		12	950

Dimension	Code	a	z
BLK 1/2"	FS01200002	22	9
GLV 1/2"	FG01200002		
BLK 3/4"	FS01200003	25	10
GLV 3/4"	FG01200003		
BLK 1"	FS01200004	28	11
GLV 1"	FG01200004		
BLK 1 1/4"	FS01200005	33	14
GLV 1 1/4"	FG01200005		
BLK 1 1/2"	FS01200006	36	17
GLV 1 1/2"	FG01200006		
BLK 2"	FS01200007	43	19
GLV 2"	FG01200007		
BLK 2 1/2"	FS01200008	48	21
GLV 2 1/2"	FG01200008		



121

ISO/EN(A4/45°)

45° Elbow

Winkel 45°

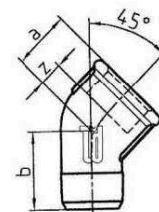
Coude 45°

Gomito 45°



Dimension	Code	Index	Bag	Carton	Gr
BLK 1/2"	FS01210002	4,10	10	300	80
GLV 1/2"	FG01210002	5,25	10	300	85
BLK 3/4"	FS01210003	5,35	10	150	135
GLV 3/4"	FG01210003	6,65	10	150	140
BLK 1"	FS01210004	8,20	10	100	200
GLV 1"	FG01210004	10,35	10	100	210
BLK 1 1/4"	FS01210005	15,20		50	340
GLV 1 1/4"	FG01210005	19,30		50	355
BLK 1 1/2"	FS01210006	16,50		40	455
GLV 1 1/2"	FG01210006	20,85		40	475
BLK 2"	FS01210007	20,95		20	770
GLV 2"	FG01210007	26,40		20	800

Dimension	Code	a	b	z
BLK 1/2"	FS01210002	22	28	9
GLV 1/2"	FG01210002			
BLK 3/4"	FS01210003	25	32	10
GLV 3/4"	FG01210003			
BLK 1"	FS01210004	28	37	11
GLV 1"	FG01210004			
BLK 1 1/4"	FS01210005	33	43	14
GLV 1 1/4"	FG01210005			
BLK 1 1/2"	FS01210006	36	46	17
GLV 1 1/2"	FG01210006			
BLK 2"	FS01210007	43	55	19
GLV 2"	FG01210007			



130

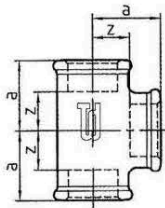
ISO/EN(B1)

Tee

T-Stück

Té

Ti



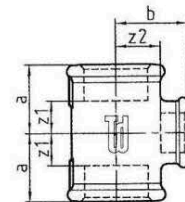
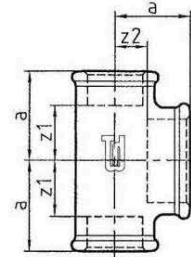
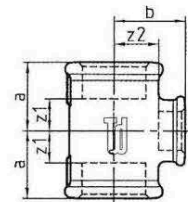
Dimension	Code	Index	Bag	Carton	Gr
BLK 3/8 "	FS01300001	2,85	10	240	95
GLV 3/8 "	FG01300001	3,50	10	240	100
BLK 1/2 "	FS01300002	1,90	10	180	125
GLV 1/2 "	FG01300002	2,40	10	180	130
BLK 3/4 "	FS01300003	3,25	10	100	210
GLV 3/4 "	FG01300003	4,10	10	100	220
BLK 1 "	FS01300004	4,70	10	60	320
GLV 1 "	FG01300004	6,00	10	60	335
BLK 1 1/4 "	FS01300005	8,40		35	520
GLV 1 1/4 "	FG01300005	10,40		35	530
BLK 1 1/2 "	FS01300006	12,85		25	690
GLV 1 1/2 "	FG01300006	16,10		25	710
BLK 2 "	FS01300007	18,45		15	1.130
GLV 2 "	FG01300007	22,70		15	1.180
BLK 2 1/2 "	FS01300008	41,70		8	1.685
GLV 2 1/2 "	FG01300008	51,90		8	1.790
BLK 3 "	FS01300009	55,80		6	2.265
GLV 3 "	FG01300009	69,30		6	2.350
BLK 4 "	FS01300000	107,35		3	4.070
GLV 4 "	FG01300000	135,90		3	4.355

Dimension	Code	a	z
BLK 3/8 "	FS01300001	25	15
GLV 3/8 "	FG01300001		
BLK 1/2 "	FS01300002	28	15
GLV 1/2 "	FG01300002		
BLK 3/4 "	FS01300003	33	18
GLV 3/4 "	FG01300003		
BLK 1 "	FS01300004	38	21
GLV 1 "	FG01300004		
BLK 1 1/4 "	FS01300005	45	26
GLV 1 1/4 "	FG01300005		
BLK 1 1/2 "	FS01300006	50	31
GLV 1 1/2 "	FG01300006		
BLK 2 "	FS01300007	58	34
GLV 2 "	FG01300007		
BLK 2 1/2 "	FS01300008	69	42
GLV 2 1/2 "	FG01300008		
BLK 3 "	FS01300009	78	48
GLV 3 "	FG01300009		
BLK 4 "	FS01300000	96	60
GLV 4 "	FG01300000		

130R

ISO/EN(B1)

Tee
T-Stück
Té
Ti



Dimension	Code	Index	Bag	Carton	Gr
BLK 1/2-3/4-1/2 "	FS130R0232	4,05	10	130	160
GLV 1/2-3/4-1/2 "	FG130R0232	5,15	10	130	165
BLK 3/4-1/2-1/2 "	FS130R0322	3,65	10	130	155
LV 3/4-1/2-1/2 "	FG130R0322	4,55	10	130	160
BLK 3/4-1/2-3/4 "	FS130R0323	3,35	10	100	180
GLV 3/4-1/2-3/4 "	FG130R0323	4,25	10	100	190
BLK 3/4-3/4-1/2 "	FS130R0332	4,25	10	100	175
GLV 3/4-3/4-1/2 "	FG130R0332	5,40	10	100	180
BLK 3/4-1-1/2 "	FS130R0342	8,40	10	80	235
GLV 3/4-1-1/2 "	FG130R0342	10,55	10	80	245
BLK 3/4-1-3/4 "	FS130R0343	7,15	10	80	240
GLV 3/4-1-3/4 "	FG130R0343	8,75	10	80	250
BLK 1-1/2-1/2 "	FS130R0422	7,75	10	100	195
GLV 1-1/2-1/2 "	FG130R0422	9,55	10	100	205
BLK 1-1/2-3/4 "	FS130R0423	5,40	10	100	200
GLV 1-1/2-3/4 "	FG130R0423	6,80	10	100	210
BLK 1-3/8-1 "	FS130R0414	7,50	10	100	270
GLV 1-3/8-1 "	FG130R0414	9,50	10	100	280
BLK 1-1/2-1 "	FS130R0424	4,40	10	90	210
GLV 1-1/2-1 "	FG130R0424	5,55	10	90	220
BLK 1-3/4-1/2 "	FS130R0432	6,95	10	80	225
GLV 1-3/4-1/2 "	FG130R0432	8,70	10	80	235
BLK 1-3/4-3/4 "	FS130R0433	5,50	10	80	230
GLV 1-3/4-3/4 "	FG130R0433	6,95	10	80	240
BLK 1-3/4-1 "	FS130R0434	4,80	10	70	260
GLV 1-3/4-1 "	FG130R0434	6,00	10	70	275
BLK 1-1 1/4-3/4 "	FS130R0453	13,05		50	310
GLV 1-1 1/4-3/4 "	FG130R0453	16,35		50	320
BLK 1-1 1/4-1 "	FS130R0454	11,00		50	415
GLV 1-1 1/4-1 "	FG130R0454	13,85		50	430
BLK 1 1/4-3/8-1 1/4 "	FS130R0515	10,90		30	385
GLV 1 1/4-3/8-1 1/4 "	FG130R0515	13,70		30	400
BLK 1 1/4-1/2-1 "	FS130R0524	8,65		55	300
GLV 1 1/4-1/2-1 "	FG130R0524	10,80		55	310
BLK 1 1/4-1/2-1 1/4 "	FS130R0525	7,35		55	300
GLV 1 1/4-1/2-1 1/4 "	FG130R0525	9,30		55	315
BLK 1 1/4-3/4-1 "	FS130R0534	10,15		48	330
GLV 1 1/4-3/4-1 "	FG130R0534	12,60		48	340
BLK 1 1/4-3/4-1 1/4 "	FS130R0535	8,00		55	345
GLV 1 1/4-3/4-1 1/4 "	FG130R0535	9,80		55	360
BLK 1 1/4-1-3/4 "	FS130R0543	11,70		48	380
GLV 1 1/4-1-3/4 "	FG130R0543	14,70		48	395
BLK 1 1/4-1-1 "	FS130R0544	9,90		36	410
GLV 1 1/4-1-1 "	FG130R0544	12,30		36	425
BLK 1 1/4-1-1 1/4 "	FS130R0545	8,75		50	380
GLV 1 1/4-1-1 1/4 "	FG130R0545	11,00		50	390
BLK 1 1/4-1 1/4-1 "	FS130R0554	11,00		50	495
GLV 1 1/4-1 1/4-1 "	FG130R0554	14,00		50	520
BLK 1 1/4-1 1/2-1 1/4 "	FS130R0565	17,25		30	645
GLV 1 1/4-1 1/2-1 1/4 "	FG130R0565	21,80		30	670
BLK 1 1/2-1/2-1 1/2 "	FS130R0626	9,90		45	385
GLV 1 1/2-1/2-1 1/2 "	FG130R0626	12,45		45	395
BLK 1 1/2-3/4-1 1/2 "	FS130R0636	10,65		45	425
GLV 1 1/2-3/4-1 1/2 "	FG130R0636	13,50		45	440
BLK 1 1/2-1-1 1/4 "	FS130R0645	13,10		32	530
GLV 1 1/2-1-1 1/4 "	FG130R0645	16,50		32	545
BLK 1 1/2-1-1 1/2 "	FS130R0646	11,60		30	510
GLV 1 1/2-1-1 1/2 "	FG130R0646	14,60		30	535
BLK 1 1/2-1 1/4-1 1/4 "	FS130R0655	16,05		30	625
GLV 1 1/2-1 1/4-1 1/4 "	FG130R0655	20,50		30	650
BLK 1 1/2-1 1/4-1 1/2 "	FS130R0656	15,70		30	555
GLV 1 1/2-1 1/4-1 1/2 "	FG130R0656	19,90		30	580
BLK 1 1/2-3/4-1 1/4 "	FS130R0635	15,00		32	434
GLV 1 1/2-3/4-1 1/4 "	FG130R0635	19,05		32	440
BLK 2-1/2-2 "	FS130R0727	14,55		20	790
GLV 2-1/2-2 "	FG130R0727	18,40		20	840
BLK 2-3/4-2 "	FS130R0737	18,95		20	775
GLV 2-3/4-2 "	FG130R0737	24,00		20	820

130R

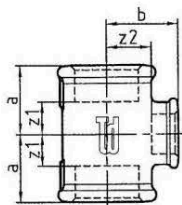
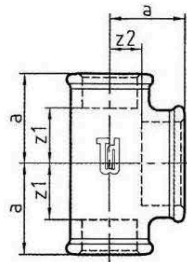
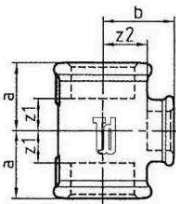
ISO/EN(B1)

Tee

T-Stück

Té

Ti

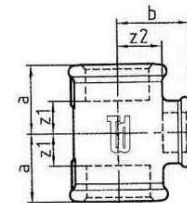
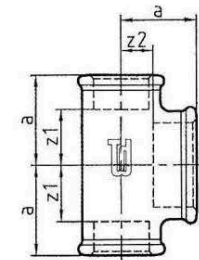
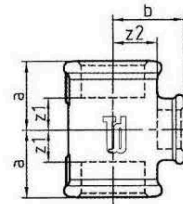


BLK	2-1-1 1/2 "	FS130R0746	20,90	20	690
GLV	2-1-1 1/2 "	FG130R0746	26,30	20	725
BLK	2-1-2 "	FS130R0747	14,90	20	850
GLV	2-1-2 "	FG130R0747	18,60	20	925
BLK	2-1 1/4-1 1/2 "	FS130R0756	20,80	20	880
GLV	2-1 1/4-1 1/2 "	FG130R0756	26,10	20	915
BLK	2-1 1/4-2 "	FS130R0757	18,95	20	860
GLV	2-1 1/4-2 "	FG130R0757	24,00	20	890
BLK	2-1 1/2-2 "	FS130R0767	22,20	20	840
GLV	2-1 1/2-2 "	FG130R0767	27,65	20	875
BLK	2-2-1 "	FS130R0774	22,35	20	1.030
GLV	2-2-1 "	FG130R0774	28,20	20	1.070
BLK	2 1/2-2-2 1/2 "	FS130R0878	40,50	12	1.340
GLV	2 1/2-2-2 1/2 "	FG130R0878	51,15	12	1.420
BLK	3-2-3 "	FS130R0979	55,35	8	2.235
GLV	3-2-3 "	FG130R0979	66,85	8	2.315

130R

ISO/EN (B1)

Tee
T-Stück
Té
Ti



Dimension	Code	a	b	c	z1	z2
BLK 1/2-3/4-1/2"	FS130R0232	31	30		18	15
GLV 1/2-3/4-1/2"	FG130R0232					
BLK 3/4-1/2-1/2"	FS130R0322	30	31	28	15	18
GLV 3/4-1/2-1/2"	FG130R0322					
BLK 3/4-1/2-3/4"	FS130R0323	30	31		15	18
GLV 3/4-1/2-3/4"	FG130R0323					
BLK 3/4-3/4-1/2"	FS130R0332	33	33	31	18	18
GLV 3/4-3/4-1/2"	FG130R0332					
BLK 3/4-1-1/2"	FS130R0342	36	35	34	21	18
GLV 3/4-1-1/2"	FG130R0342					
BLK 3/4-1-3/4"	FS130R0343	36	35		21	18
GLV 3/4-1-3/4"	FG130R0343					
BLK 1-1/2-1/2"	FS130R0422	32	34	28	15	21
GLV 1-1/2-1/2"	FG130R0422					
BLK 1-1/2-3/4"	FS130R0423	32	34	30	15	21
GLV 1-1/2-3/4"	FG130R0423					
BLK 1-3/8-1"	FS130R0414	30	32		13	22
GLV 1-3/8-1"	FG130R0414					
BLK 1-1/2-1"	FS130R0424	32	34		15	21
GLV 1-1/2-1"	FG130R0424					
BLK 1-3/4-1/2"	FS130R0432	35	36	31	18	21
GLV 1-3/4-1/2"	FG130R0432					
BLK 1-3/4-3/4"	FS130R0433	35	36	33	18	21
GLV 1-3/4-3/4"	FG130R0433					
BLK 1-3/4-1"	FS130R0434	35	36		18	21
GLV 1-3/4-1"	FG130R0434					
BLK 1-1 1/4-3/4"	FS130R0453	42	40	41	25	21
GLV 1-1 1/4-3/4"	FG130R0453					
BLK 1-1 1/4-1"	FS130R0454	42	40		25	21
GLV 1-1 1/4-1"	FG130R0454					
BLK 1 1/4-3/8-1 1/4"	FS130R0515	32	36		15	27
GLV 1 1/4-3/8-1 1/4"	FG130R0515					
BLK 1 1/4-1/2-1"	FS130R0524	34	38	32	15	25
GLV 1 1/4-1/2-1"	FG130R0524					
BLK 1 1/4-1/2-1 1/4"	FS130R0525	34	38		15	25
GLV 1 1/4-1/2-1 1/4"	FG130R0525					
BLK 1 1/4-3/4-1"	FS130R0534	36	41	35	17	26
GLV 1 1/4-3/4-1"	FG130R0534					
BLK 1 1/4-3/4-1 1/4"	FS130R0535	36	41		17	26
GLV 1 1/4-3/4-1 1/4"	FG130R0535					
BLK 1 1/4-1-3/4"	FS130R0543	40	42	36	21	25
GLV 1 1/4-1-3/4"	FG130R0543					
BLK 1 1/4-1-1"	FS130R0544	40	42	38	21	25
GLV 1 1/4-1-1"	FG130R0544					
BLK 1 1/4-1-1 1/4"	FS130R0545	40	42		21	25
GLV 1 1/4-1-1 1/4"	FG130R0545					
BLK 1 1/4-1 1/4-1"	FS130R0554	45	45	42	26	26
GLV 1 1/4-1 1/4-1"	FG130R0554					
BLK 1 1/4-1 1/2-1 1/4"	FS130R0565	48	46		29	27
GLV 1 1/4-1 1/2-1 1/4"	FG130R0565					
BLK 1 1/2-1/2-1 1/2"	FS130R0626	36	42		17	29
GLV 1 1/2-1/2-1 1/2"	FG130R0626					
BLK 1 1/2-3/4-1 1/2"	FS130R0636	38	44		19	29
GLV 1 1/2-3/4-1 1/2"	FG130R0636					
BLK 1 1/2-1-1 1/4"	FS130R0645	42	46	40	23	29
GLV 1 1/2-1-1 1/4"	FG130R0645					
BLK 1 1/2-1-1 1/2"	FS130R0646	42	46		23	29
GLV 1 1/2-1-1 1/2"	FG130R0646					
BLK 1 1/2-1 1/4-1 1/4"	FS130R0655	46	48	45	27	29
GLV 1 1/2-1 1/4-1 1/4"	FG130R0655					
BLK 1 1/2-1 1/4-1 1/2"	FS130R0656	46	48		27	29
GLV 1 1/2-1 1/4-1 1/2"	FG130R0656					
BLK 1 1/2-3/4-1 1/4"	FS130R0635	38	44	36	17	29
GLV 1 1/2-3/4-1 1/4"	FG130R0635					
BLK 2-1/2-2"	FS130R0727	38	48		14	35
GLV 2-1/2-2"	FG130R0727					
BLK 2-3/4-2"	FS130R0737	40	50		16	35
GLV 2-3/4-2"	FG130R0737					

130R

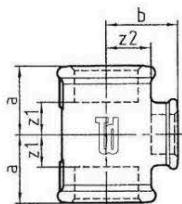
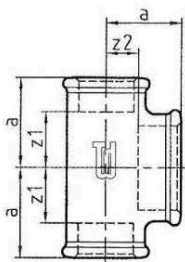
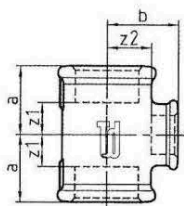
ISO/EN (B1)

Tee

T-Stück

Té

Ti

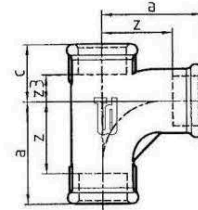


BLK	2-1-1 1/2 "	FS130R0746	44	52	42	20	35
GLV	2-1-1 1/2 "	FG130R0746					
BLK	2-1-2 "	FS130R0747	44	52		20	35
GLV	2-1-2 "	FG130R0747					
BLK	2-1 1/4-1 1/2 "	FS130R0756	48	54	46	24	35
GLV	2-1 1/4-1 1/2 "	FG130R0756					
BLK	2-1 1/4-2 "	FS130R0757	48	54		24	35
GLV	2-1 1/4-2 "	FG130R0757					
BLK	2-1 1/2-2 "	FS130R0767	52	55		28	36
GLV	2-1 1/2-2 "	FG130R0767					
BLK	2-2-1 "	FS130R0774	58	58	52	34	34
GLV	2-2-1 "	FG130R0774					
BLK	2 1/2-2-2 1/2 "	FS130R0878	61	66		34	42
GLV	2 1/2-2-2 1/2 "	FG130R0878					
BLK	3-2-3 "	FS130R0979	64	73		34	49
GLV	3-2-3 "	FG130R0979					

131

ISO/EN(E1)

Tee
T-Stück
Té
Ti



Dimension	Code	Index	Bag	Carton	Gr
BLK 1/2"	FS01310002	7,25	10	150	170
GLV 1/2"	FG01310002	9,30	10	150	175
BLK 3/4"	FS01310003	9,20	10	70	255
GLV 3/4"	FG01310003	11,75	10	70	265
BLK 1"	FS01310004	13,90	10	50	525
GLV 1"	FG01310004	17,80	10	50	540
BLK 2"	FS01310007	39,65	10	10	1.840
GLV 2"	FG01310007	50,90	10	10	1.900

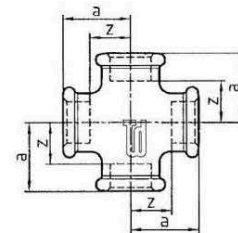
Dimension	Code	a	c	z	z3	
BLK 1/2"	FS01310002		45	24	32	11
GLV 1/2"	FG01310002					
BLK 3/4"	FS01310003		50	28	35	13
GLV 3/4"	FG01310003					
BLK 1"	FS01310004		63	33	46	16
GLV 1"	FG01310004					
BLK 2"	FS01310007		102	53	78	29
GLV 2"	FG01310007					

Dimension	Code	Index	Bag	Carton	Gr
BLK 1/2"	FS01800002	6,55	10	120	150
GLV 1/2"	FG01800002	8,20	10	120	165
BLK 3/4"	FS01800003	10,05	10	70	265
GLV 3/4"	FG01800003	12,30	10	70	280
BLK 1"	FS01800004	12,30		40	415
GLV 1"	FG01800004	15,25		40	435
BLK 1 1/4"	FS01800005	16,35		30	605
GLV 1 1/4"	FG01800005	20,50		30	640
BLK 1 1/2"	FS01800006	21,65		25	740
GLV 1 1/2"	FG01800006	27,35		25	780
BLK 2"	FS01800007	32,25		15	1.390
GLV 2"	FG01800007	40,85		15	1.440
BLK 2 1/2"	FS01800008	73,05		6	1.700
GLV 2 1/2"	FG01800008	92,50		6	1.750

180

ISO/EN(C1)

Cross
Kreuz
Croix
Croce

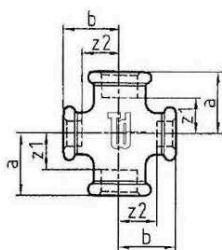


Dimension	Code	a	b	z	z1
BLK 1/2"	FS01800002	28		15	
GLV 1/2"	FG01800002				
BLK 3/4"	FS01800003	33		18	
GLV 3/4"	FG01800003				
BLK 1"	FS01800004	38		21	
GLV 1"	FG01800004				
BLK 1 1/4"	FS01800005	45		26	
GLV 1 1/4"	FG01800005				
BLK 1 1/2"	FS01800006	50		31	
GLV 1 1/2"	FG01800006				
BLK 2"	FS01800007	58		34	
GLV 2"	FG01800007				
BLK 2 1/2"	FS01800008	69		42	
GLV 2 1/2"	FG01800008				

180R

ISO/EN(C1)

Cross
Kreuz
Croix
Croce



Dimension	Code	Index	Bag	Carton	Gr
BLK 3/4-1/2-3/4-1/2 "	FS180R3232	9,20		80	200
GLV 3/4-1/2-3/4-1/2 "	FG180R3232	11,50		80	205
BLK 1-1/2-1-1/2 "	FS180R4242	18,35		60	275
GLV 1-1/2-1-1/2 "	FG180R4242	23,15		60	285
BLK 1-3/4-1-3/4 "	FS180R4343	18,35		60	325
GLV 1-3/4-1-3/4 "	FG180R4343	23,15		60	340
BLK 1 1/4-1-1 1/4-1 "	FS180R5454	20,15		30	480
GLV 1 1/4-1-1 1/4-1 "	FG180R5454	25,45		30	515
BLK 1 1/2-1-1 1/2-1 "	FS180R6464	28,00		25	575
GLV 1 1/2-1-1 1/2-1 "	FG180R6464	35,50		25	620

Dimension	Code	a	b	z	z1	z2
BLK 3/4-1/2-3/4-1/2 "	30	31		15	18	
GLV 3/4-1/2-3/4-1/2 "						
BLK 1-1/2-1-1/2 "	32	34		15	21	
GLV 1-1/2-1-1/2 "						
BLK 1-3/4-1-3/4 "	35	36		18	21	
GLV 1-3/4-1-3/4 "						
BLK 1 1/4-1-1 1/4-1 "	40	42		21	25	
GLV 1 1/4-1-1 1/4-1 "						
BLK 1 1/2-1-1 1/2-1 "	42	46		23	29	
GLV 1 1/2-1-1 1/2-1 "						

240

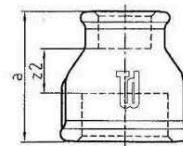
ISO/EN (M2)

Socket

Muffe

Manchon

Manicotto



Dimension	Code	Index	Bag	Carton	Gr
BLK 3/4-3/8 "	FS02400031	3,20		250	90
GLV 3/4-3/8 "	FG02400031	4,10		250	95
BLK 3/4-1/2 "	FS02400032	2,70	10	250	90
GLV 3/4-1/2 "	FG02400032	3,45	10	250	95
BLK 1-1/2 "	FS02400042	3,45	10	150	160
GLV 1-1/2 "	FG02400042	4,35	10	150	165
BLK 1-3/4 "	FS02400043	3,10	10	140	175
GLV 1-3/4 "	FG02400043	4,00	10	140	180
BLK 1 1/4-3/4 "	FS02400053	5,80		100	240
GLV 1 1/4-3/4 "	FG02400053	7,35		100	250
BLK 1 1/4-1 "	FS02400054	5,70	10	100	230
GLV 1 1/4-1 "	FG02400054	7,15	10	100	250
BLK 1 1/2-1/2 "	FS02400062	10,30		70	355
GLV 1 1/2-1/2 "	FG02400062	12,95		70	375
BLK 1 1/2-3/4 "	FS02400063	9,00		70	325
GLV 1 1/2-3/4 "	FG02400063	11,40		70	345
BLK 1 1/2-1 "	FS02400064	6,95		70	310
GLV 1 1/2-1 "	FG02400064	8,70		70	320
BLK 1 1/2-1 1/4 "	FS02400065	7,55		70	285
GLV 1 1/2-1 1/4 "	FG02400065	9,55		70	295
BLK 2-1/2 "	FS02400072	14,25		50	540
GLV 2-1/2 "	FG02400072	17,95		50	566
BLK 2-3/4 "	FS02400073	14,85		45	524
GLV 2-3/4 "	FG02400073	18,60		45	547
BLK 2-1 "	FS02400074	13,40		40	515
GLV 2-1 "	FG02400074	17,10		40	530
BLK 2-1 1/4 "	FS02400075	12,05		40	460
GLV 2-1 1/4 "	FG02400075	15,10		40	480
BLK 2-1 1/2 "	FS02400076	11,35		40	450
GLV 2-1 1/2 "	FG02400076	14,30		40	475
BLK 3-2 "	FS02400097	48,40		20	1.226
GLV 3-2 "	FG02400097	61,15		20	1.231
BLK 4-2 "	FS02400007	83,60		10	1.405
GLV 4-2 "	FG02400007	105,85		10	1.445
BLK 4-3 "	FS02400009	89,60		10	1.580
GLV 4-3 "	FG02400009	113,50		10	1.625

Dimension	Code	a	z2
BLK 3/4-3/8 "	FS02400031	39	14
GLV 3/4-3/8 "	FG02400031		
BLK 3/4-1/2 "	FS02400032	39	11
GLV 3/4-1/2 "	FG02400032		
BLK 1-1/2 "	FS02400042	45	15
GLV 1-1/2 "	FG02400042		
BLK 1-3/4 "	FS02400043	45	13
GLV 1-3/4 "	FG02400043		
BLK 1 1/4-3/4 "	FS02400053	50	16
GLV 1 1/4-3/4 "	FG02400053		
BLK 1 1/4-1 "	FS02400054	50	14
GLV 1 1/4-1 "	FG02400054		
BLK 1 1/2-1/2 "	FS02400062	55	23
GLV 1 1/2-1/2 "	FG02400062		
BLK 1 1/2-3/4 "	FS02400063	55	21
GLV 1 1/2-3/4 "	FG02400063		
BLK 1 1/2-1 "	FS02400064	55	19
GLV 1 1/2-1 "	FG02400064		
BLK 1 1/2-1 1/4 "	FS02400065	55	17
GLV 1 1/2-1 1/4 "	FG02400065		
BLK 2-1/2 "	FS02400072	65	28
GLV 2-1/2 "	FG02400072		
BLK 2-3/4 "	FS02400073	65	26
GLV 2-3/4 "	FG02400073		
BLK 2-1 "	FS02400074	65	24
GLV 2-1 "	FG02400074		
BLK 2-1 1/4 "	FS02400075	65	22
GLV 2-1 1/4 "	FG02400075		
BLK 2-1 1/2 "	FS02400076	65	22
GLV 2-1 1/2 "	FG02400076		
BLK 3-2 "	FS02400097	80	26
GLV 3-2 "	FG02400097		
BLK 4-2 "	FS02400007	94	34
GLV 4-2 "	FG02400007		
BLK 4-3 "	FS02400009	94	28
GLV 4-3 "	FG02400009		

241

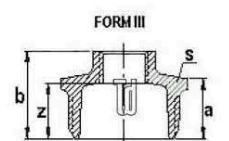
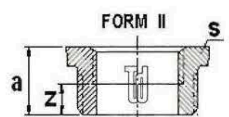
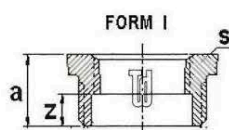
ISO/EN (N4)

Reducing bush

Reduziernippel

Mamelon Réduit

Niplo di riduzione



Dimension	Code	Index	Bag	Carton	Gr
BLK 1/2-3/8 "	FS02410021	1,30	10	600	35
GLV 1/2-3/8 "	FG02410021	1,75	10	600	35
BLK 3/4-3/8 "	FS02410031	2,00	10	450	65
GLV 3/4-3/8 "	FG02410031	2,40	10	450	65
BLK 3/4-1/2 "	FS02410032	1,40	10	450	50
GLV 3/4-1/2 "	FG02410032	1,90	10	450	55
BLK 1-3/8 "	FS02410041	3,20	10	250	125
GLV 1-3/8 "	FG02410041	4,00	10	250	130
BLK 1-1/2 "	FS02410042	2,05	10	250	115
GLV 1-1/2 "	FG02410042	2,65	10	250	120
BLK 1-3/4 "	FS02410043	1,90	10	250	100
GLV 1-3/4 "	FG02410043	2,45	10	250	105
BLK 1 1/4-1/2 "	FS02410052	3,75	10	140	165
GLV 1 1/4-1/2 "	FG02410052	4,45	10	140	175
BLK 1 1/4-3/4 "	FS02410053	3,15	10	150	165
GLV 1 1/4-3/4 "	FG02410053	4,00	10	150	175
BLK 1 1/4-1 "	FS02410054	2,40	10	150	130
GLV 1 1/4-1 "	FG02410054	2,95	10	150	135
BLK 1 1/2-1/2 "	FS02410062	4,60	10	120	225
GLV 1 1/2-1/2 "	FG02410062	5,90	10	120	235
BLK 1 1/2-3/4 "	FS02410063	5,25	10	120	230
GLV 1 1/2-3/4 "	FG02410063	6,50	10	120	235
BLK 1 1/2-1 "	FS02410064	3,45	10	140	190
GLV 1 1/2-1 "	FG02410064	4,35	10	140	195
BLK 1 1/2-1 1/4 "	FS02410065	3,55	10	150	125
GLV 1 1/2-1 1/4 "	FG02410065	4,45	10	150	130
BLK 2-1/2 "	FS02410072	9,40		65	365
GLV 2-1/2 "	FG02410072	11,90		65	375
BLK 2-3/4 "	FS02410073	9,30		65	375
GLV 2-3/4 "	FG02410073	11,75		65	385
BLK 2-1 "	FS02410074	7,65		60	390
GLV 2-1 "	FG02410074	9,65		60	400
BLK 2-1 1/4 "	FS02410075	7,25		60	330
GLV 2-1 1/4 "	FG02410075	9,15		60	340
BLK 2-1 1/2 "	FS02410076	6,50		75	275
GLV 2-1 1/2 "	FG02410076	8,25		75	280
BLK 2 1/2-1 "	FS02410084	15,20		30	690
GLV 2 1/2-1 "	FG02410084	19,00		30	700
BLK 2 1/2-1 1/4 "	FS02410085	17,45		30	710
GLV 2 1/2-1 1/4 "	FG02410085	21,95		30	720
BLK 2 1/2-1 1/2 "	FS02410086	16,65		35	625
GLV 2 1/2-1 1/2 "	FG02410086	20,75		35	645
BLK 2 1/2-2 "	FS02410087	12,55		35	505
GLV 2 1/2-2 "	FG02410087	15,85		35	520
BLK 3-1 "	FS02410094	23,55		30	800
GLV 3-1 "	FG02410094	29,75		30	830
BLK 3-1 1/4 "	FS02410095	23,55		30	900
GLV 3-1 1/4 "	FG02410095	29,75		30	920
BLK 3-1 1/2 "	FS02410096	22,00		30	880
GLV 3-1 1/2 "	FG02410096	27,60		30	905
BLK 3-2 "	FS02410097	16,45		30	940
GLV 3-2 "	FG02410097	20,45		30	955
BLK 3-2 1/2 "	FS02410098	18,60		30	660
GLV 3-2 1/2 "	FG02410098	23,15		30	665
BLK 4-2 "	FS02410007	47,10		16	1.520
GLV 4-2 "	FG02410007	59,65		16	1.535
BLK 4-2 1/2 "	FS02410008	35,00		16	1.490
GLV 4-2 1/2 "	FG02410008	44,35		16	1.535
BLK 4-3 "	FS02410009	33,55		16	1.390
GLV 4-3 "	FG02410009	42,55		16	1.430

241

ISO/EN (N4)

Reducing bush

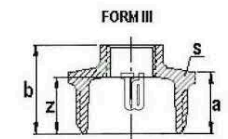
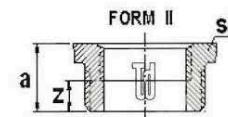
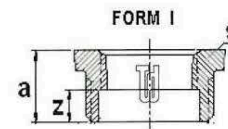
Reduziernippel

Mamelon Réduit

Nipplo di riduzione



Dimension	Code	a	b	s	z
BLK 1/2-3/8 "	FS0241002124		22	14	
GLV 1/2-3/8 "	FG02410021				
BLK 3/4-3/8 "	FS0241003126		36	17	
GLV 3/4-3/8 "	FG02410031				
BLK 3/4-1/2 "	FS0241003226		30	13	
GLV 3/4-1/2 "	FG02410032				
BLK 1-3/8 "	FS0241004129		38	19	
GLV 1-3/8 "	FG02410041				
BLK 1-1/2 "	FS0241004229		38	16	
GLV 1-1/2 "	FG02410042				
BLK 1-3/4 "	FS0241004329		38	14	
GLV 1-3/4 "	FG02410043				
BLK 1 1/4-1/2 "	FS0241005231		46	18	
GLV 1 1/4-1/2 "	FG02410052				
BLK 1 1/4-3/4 "	FS0241005331		46	16	
GLV 1 1/4-3/4 "	FG02410053				
BLK 1 1/4-1 "	FS0241005431		46	16	
GLV 1 1/4-1 "	FG02410054				
BLK 1 1/2-1/2 "	FS0241006231		50	18	
GLV 1 1/2-1/2 "	FG02410062				
BLK 1 1/2-3/4 "	FS0241006331		50	16	
GLV 1 1/2-3/4 "	FG02410063				
BLK 1 1/2-1 "	FS0241006431		50	14	
GLV 1 1/2-1 "	FG02410064				
BLK 1 1/2-1 1/4 "	FS0241006531		50	12	
GLV 1 1/2-1 1/4 "	FG02410065				
BLK 2-1/2 "	FS0241007235	48	65	35	
GLV 2-1/2 "	FG02410072				
BLK 2-3/4 "	FS0241007335	48	65	33	
GLV 2-3/4 "	FG02410073				
BLK 2-1 "	FS0241007435		65	20	
GLV 2-1 "	FG02410074				
BLK 2-1 1/4 "	FS0241007535		65	18	
GLV 2-1 1/4 "	FG02410075				
BLK 2-1 1/2 "	FS0241007635		64	18	
GLV 2-1 1/2 "	FG02410076				
BLK 2 1/2-1 "	FS0241008440	54	80	37	
GLV 2 1/2-1 "	FG02410084				
BLK 2 1/2-1 1/4 "	FS0241008540	54	80	35	
GLV 2 1/2-1 1/4 "	FG02410085				
BLK 2 1/2-1 1/2 "	FS0241008640		80	21	
GLV 2 1/2-1 1/2 "	FG02410086				
BLK 2 1/2-2 "	FS0241008740		80	16	
GLV 2 1/2-2 "	FG02410087				
BLK 3-1 "	FS0241009444	59	96	42	
GLV 3-1 "	FG02410094				
BLK 3-1 1/4 "	FS0241009544	59	97	40	
GLV 3-1 1/4 "	FG02410095				
BLK 3-1 1/2 "	FS0241009644	59	97	40	
GLV 3-1 1/2 "	FG02410096				
BLK 3-2 "	FS0241009744		97	20	
GLV 3-2 "	FG02410097				
BLK 3-2 1/2 "	FS0241009844		97	17	
GLV 3-2 1/2 "	FG02410098				
BLK 4-2 "	FS0241000751	69	122	46	
GLV 4-2 "	FG02410007				
BLK 4-2 1/2 "	FS0241000851	69	122	42	
GLV 4-2 1/2 "	FG02410008				
BLK 4-3 "	FS0241000951		122	21	
GLV 4-3 "	FG02410009				



245

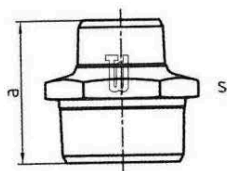
ISO/EN (N8)

Hexagon nipple

Doppelnippel

Mamelon

Nipplo doppio



Dimension	Code	Index	Bag	Carton	Gr
BLK 1/2-3/8 "	FS02450021	3.20	10	450	55
GLV 1/2-3/8 "	FG02450021	4.10	10	450	60
BLK 3/4-1/2 "	FS02450032	2.90	10	250	100
GLV 3/4-1/2 "	FG02450032	3.60	10	250	105
BLK 1-1/2 "	FS02450042	5.70	10	150	165
GLV 1-1/2 "	FG02450042	7.20	10	150	170
BLK 1-3/4 "	FS02450043	3.20	10	150	165
GLV 1-3/4 "	FG02450043	4.10	10	150	175
BLK 1 1/4-1/2 "	FS02450052	8.80		100	265
GLV 1 1/4-1/2 "	FG02450052	11.10		100	280
BLK 1 1/4-3/4 "	FS02450053	7.65		100	225
GLV 1 1/4-3/4 "	FG02450053	9.45		100	240
BLK 1 1/4-1 "	FS02450054	5.30	10	100	245
GLV 1 1/4-1 "	FG02450054	6.55	10	100	260
BLK 1 1/2-3/4 "	FS02450063	7.65		90	375
GLV 1 1/2-3/4 "	FG02450063	9.55		90	390
BLK 1 1/2-1 "	FS02450064	12.05	10	90	265
GLV 1 1/2-1 "	FG02450064	15.25	10	90	275
BLK 1 1/2-1 1/4 "	FS02450065	6.45		90	290
GLV 1 1/2-1 1/4 "	FG02450065	8.20		90	305
BLK 2-1 "	FS02450074	10.90		45	525
GLV 2-1 "	FG02450074	13.75		45	545
BLK 2-1 1/4 "	FS02450075	13.70		45	540
GLV 2-1 1/4 "	FG02450075	17.10		45	550
BLK 2-1 1/2 "	FS02450076	12.35		45	540
GLV 2-1 1/2 "	FG02450076	15.60		45	560
BLK 2 1/2-2 "	FS02450087	30.15		20	690
GLV 2 1/2-2 "	FG02450087	37.55		20	720
BLK 3-2 "	FS02450097	36.60		15	1.296
GLV 3-2 "	FG02450097	46.25		15	1.314
BLK 3-2 1/2 "	FS02450098	48.00		15	1.390
GLV 3-2 1/2 "	FG02450098	60.75		15	1.405
BLK 4-3 "	FS02450009	90.05		10	2.060
GLV 4-3 "	FG02450009	114.10		10	2.075

Dimension	Code	a	s
BLK 1/2-3/8 "	FS02450021	44	22
GLV 1/2-3/8 "	FG02450021		
BLK 3/4-1/2 "	FS02450032	47	30
GLV 3/4-1/2 "	FG02450032		
BLK 1-1/2 "	FS02450042	53	36
GLV 1-1/2 "	FG02450042		
BLK 1-3/4 "	FS02450043	53	36
GLV 1-3/4 "	FG02450043		
BLK 1 1/4-1/2 "	FS02450052	57	50
GLV 1 1/4-1/2 "	FG02450052		
BLK 1 1/4-3/4 "	FS02450053	57	46
GLV 1 1/4-3/4 "	FG02450053		
BLK 1 1/4-1 "	FS02450054	57	46
GLV 1 1/4-1 "	FG02450054		
BLK 1 1/2-3/4 "	FS02450063	59	60
GLV 1 1/2-3/4 "	FG02450063		
BLK 1 1/2-1 "	FS02450064	59	50
GLV 1 1/2-1 "	FG02450064		
BLK 1 1/2-1 1/4 "	FS02450065	59	50
GLV 1 1/2-1 1/4 "	FG02450065		
BLK 2-1 "	FS02450074	68	65
GLV 2-1 "	FG02450074		
BLK 2-1 1/4 "	FS02450075	68	65
GLV 2-1 1/4 "	FG02450075		
BLK 2-1 1/2 "	FS02450076	68	65
GLV 2-1 1/2 "	FG02450076		
BLK 2 1/2-2 "	FS02450087	75	90
GLV 2 1/2-2 "	FG02450087		
BLK 3-2 "	FS02450097	83	100
GLV 3-2 "	FG02450097		
BLK 3-2 1/2 "	FS02450098	83	100
GLV 3-2 1/2 "	FG02450098		
BLK 4-3 "	FS02450009	94	130
GLV 4-3 "	FG02450009		

Dimension	Code	Index	Bag	Carton	Gr
BLK 1/2-3/8 "	FS02460021	2,65	10	300	75
GLV 1/2-3/8 "	FG02460021	3,30	10	300	80
BLK 3/4-1/2 "	FS02460032	2,80	10	180	110
GLV 3/4-1/2 "	FG02460032	3,55	10	180	115
BLK 1-1/2 "	FS02460042	4,35	10	100	165
GLV 1-1/2 "	FG02460042	5,45	10	100	175
BLK 1 1/2-1 "	FS02460064	9,90		60	335
GLV 1 1/2-1 "	FG02460064	12,30		60	350

Dimension	Code	a	z
BLK 1/2-3/8 "	FS02460021	43	30
GLV 1/2-3/8 "	FG02460021		
BLK 3/4-1/2 "	FS02460032	48	33
GLV 3/4-1/2 "	FG02460032		
BLK 1-1/2 "	FS02460042	55	38
GLV 1-1/2 "	FG02460042		
BLK 1 1/2-1 "	FS02460064	63	44
GLV 1 1/2-1 "	FG02460064		



246

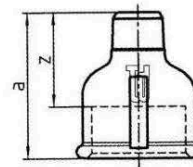
ISO/DIN (M4)

Reducing sockets
male/female

Reduziermuffen mit
Innen-und Außen-
gewinde

Manchons réduits
mâles/femelles

Manicotti ridotti
maschio/femmina



Dimension	Code	Index	Bag	Carton	Gr
BLK 3/8 "	FS02700001	2,00	10	500	55
GLV 3/8 "	FG02700001	2,40	10	500	60
BLK 1/2 "	FS02700002	1,55	10	370	70
GLV 1/2 "	FG02700002	1,95	10	370	75
BLK 3/4 "	FS02700003	2,05	10	200	105
GLV 3/4 "	FG02700003	2,65	10	200	110
BLK 1 "	FS02700004	2,70	10	140	160
GLV 1 "	FG02700004	3,50	10	140	170
BLK 1 1/4 "	FS02700005	4,40		100	240
GLV 1 1/4 "	FG02700005	5,55		100	250
BLK 1 1/2 "	FS02700006	6,20		70	305
GLV 1 1/2 "	FG02700006	8,00		70	315
BLK 2 "	FS02700007	9,40		35	420
GLV 2 "	FG02700007	11,90		35	445
BLK 2 1/2 "	FS02700008	26,45		24	750
GLV 2 1/2 "	FG02700008	32,85		24	775
BLK 3 "	FS02700009	31,70		15	1.030
GLV 3 "	FG02700009	39,45		15	1.095
BLK 4 "	FS02700000	72,85		7	2.360
GLV 4 "	FG02700000	92,10		7	2.420

Dimension	Code	a	z1
BLK 3/8 "	FS02700001	30	10
GLV 3/8 "	FG02700001		
BLK 1/2 "	FS02700002	36	10
GLV 1/2 "	FG02700002		
BLK 3/4 "	FS02700003	39	9
GLV 3/4 "	FG02700003		
BLK 1 "	FS02700004	45	11
GLV 1 "	FG02700004		
BLK 1 1/4 "	FS02700005	50	12
GLV 1 1/4 "	FG02700005		
BLK 1 1/2 "	FS02700006	55	17
GLV 1 1/2 "	FG02700006		
BLK 2 "	FS02700007	65	17
GLV 2 "	FG02700007		
BLK 2 1/2 "	FS02700008	74	20
GLV 2 1/2 "	FG02700008		
BLK 3 "	FS02700009	80	20
GLV 3 "	FG02700009		
BLK 4 "	FS02700000	94	22
GLV 4 "	FG02700000		



270

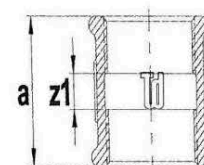
ISO/EN (M2)

Socket

Muffe

Manchon

Manicotto





271

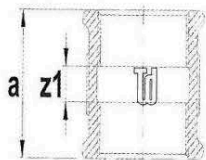
ISO/EN (M2 R-L)

Socket, right and left hand thread

Muffe mit Rechts- und Linksgewinde

Manchon filetage droite/gauche

Manicotto con filettatura destra/sinistra



Dimension	Code	Index	Bag	Carton	Gr
BLK 3/8 "	FS02710001	2,70	10	500	55
GLV 3/8 "	FG02710001	3,40	10	500	60
BLK 1/2 "	FS02710002	2,45	10	370	70
GLV 1/2 "	FG02710002	3,05	10	370	75
BLK 3/4 "	FS02710003	3,15	10	200	105
GLV 3/4 "	FG02710003	4,05	10	200	110
BLK 1 "	FS02710004	4,20	10	140	150
GLV 1 "	FG02710004	5,30	10	140	160
BLK 1 1/4 "	FS02710005	8,05		100	240
GLV 1 1/4 "	FG02710005	10,15		100	250
BLK 1 1/2 "	FS02710006	8,80		70	240
GLV 1 1/2 "	FG02710006	11,10		70	310
BLK 2 "	FS02710007	15,80		35	420
GLV 2 "	FG02710007	19,90		35	455

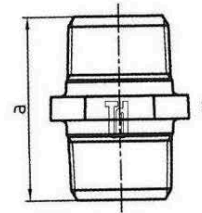
Dimension	Code	a	z1
BLK 3/8 "	FS02710001	30	10
GLV 3/8 "	FG02710001		
BLK 1/2 "	FS02710002	36	10
GLV 1/2 "	FG02710002		
BLK 3/4 "	FS02710003	39	9
GLV 3/4 "	FG02710003		
BLK 1 "	FS02710004	45	11
GLV 1 "	FG02710004		
BLK 1 1/4 "	FS02710005	50	12
GLV 1 1/4 "	FG02710005		
BLK 1 1/2 "	FS02710006	55	17
GLV 1 1/2 "	FG02710006		
BLK 2 "	FS02710007	65	17
GLV 2 "	FG02710007		

Dimension	Code	Index	Bag	Carton	Gr
BLK 3/8 "	FS02800001	2,65	10	500	45
GLV 3/8 "	FG02800001	3,30	10	500	45
BLK 1/2 "	FS02800002	1,40	10	400	60
GLV 1/2 "	FG02800002	1,80	10	400	65
BLK 3/4 "	FS02800003	1,90	10	260	100
GLV 3/4 "	FG02800003	2,40	10	260	105
BLK 1 "	FS02800004	2,60	10	150	160
GLV 1 "	FG02800004	3,40	10	150	170
BLK 1 1/4 "	FS02800005	4,40	10	90	285
GLV 1 1/4 "	FG02800005	5,55	10	90	295
BLK 1 1/2 "	FS02800006	5,20		70	385
GLV 1 1/2 "	FG02800006	6,40		70	405
BLK 2 "	FS02800007	9,20		40	525
GLV 2 "	FG02800007	11,55		40	550
BLK 2 1/2 "	FS02800008	16,65		20	860
GLV 2 1/2 "	FG02800008	20,75		20	880
BLK 3 "	FS02800009	20,15		15	1.215
GLV 3 "	FG02800009	25,00		15	1.235
BLK 4 "	FS02800000	72,85		9	1.695
GLV 4 "	FG02800000	92,10		9	1.765

280
 ISO/EN (N8)
 Hexagon nipple
 Doppelnippel
 Mamelon
 Nipplo doppio



Dimension	Code	a	s
BLK 3/8 "	FS02800001	38	22
GLV 3/8 "	FG02800001		
BLK 1/2 "	FS02800002	44	27
GLV 1/2 "	FG02800002		
BLK 3/4 "	FS02800003	47	34
GLV 3/4 "	FG02800003		
BLK 1 "	FS02800004	53	41
GLV 1 "	FG02800004		
BLK 1 1/4 "	FS02800005	57	50
GLV 1 1/4 "	FG02800005		
BLK 1 1/2 "	FS02800006	59	54
GLV 1 1/2 "	FG02800006		
BLK 2 "	FS02800007	68	69
GLV 2 "	FG02800007		
BLK 2 1/2 "	FS02800008	75	85
GLV 2 1/2 "	FG02800008		
BLK 3 "	FS02800009	83	99
GLV 3 "	FG02800009		
BLK 4 "	FS02800000	95	131
GLV 4 "	FG02800000		



290

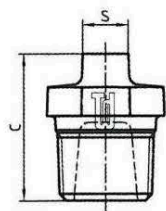
ISO/EN(T9)

Plug, beaded

Stopfen mit
Rand

Bouchon avec
collet

Tappo con
bordo



Dimension	Code	Index	Bag	Carton	Gr
BLK 3/8 "	FS02900001	1,15	10	500	30
GLV 3/8 "	FG02900001	1,40	10	500	30
BLK 1/2 "	FS02900002	1,15	10	600	45
GLV 1/2 "	FG02900002	1,40	10	600	50
BLK 3/4 "	FS02900003	1,55	10	400	70
GLV 3/4 "	FG02900003	1,90	10	400	75
BLK 1 "	FS02900004	1,75	10	240	115
GLV 1 "	FG02900004	2,10	10	240	120
BLK 1 1/4 "	FS02900005	3,05	10	150	175
GLV 1 1/4 "	FG02900005	3,85	10	150	180
BLK 1 1/2 "	FS02900006	3,85	10	110	230
GLV 1 1/2 "	FG02900006	4,70	10	110	240
BLK 2 "	FS02900007	6,85		70	380
GLV 2 "	FG02900007	8,45		70	390
BLK 2 1/2 "	FS02900008	14,50		30	700
GLV 2 1/2 "	FG02900008	18,35		30	705
BLK 3 "	FS02900009	18,80		25	1.130
GLV 3 "	FG02900009	23,70		25	1.145
BLK 4 "	FS02900000	33,05		15	1.355
GLV 4 "	FG02900000	41,85		15	1.385

Dimension	Code	c	s
BLK 3/8 "	FS02900001	24	10
GLV 3/8 "	FG02900001		
BLK 1/2 "	FS02900002	27	11
GLV 1/2 "	FG02900002		
BLK 3/4 "	FS02900003	32	17
GLV 3/4 "	FG02900003		
BLK 1 "	FS02900004	37	18
GLV 1 "	FG02900004		
BLK 1 1/4 "	FS02900005	40	22
GLV 1 1/4 "	FG02900005		
BLK 1 1/2 "	FS02900006	41	22
GLV 1 1/2 "	FG02900006		
BLK 2 "	FS02900007	48	27
GLV 2 "	FG02900007		
BLK 2 1/2 "	FS02900008	54	32
GLV 2 1/2 "	FG02900008		
BLK 3 "	FS02900009	60	37
GLV 3 "	FG02900009		
BLK 4 "	FS02900000	73	41
GLV 4 "	FG02900000		

Dimension	Code	Index	Bag	Carton	Gr
BLK 1/2 "	FS02910002	1,20	10	800	30
GLV 1/2 "	FG02910002	1,60	10	800	30
BLK 3/4 "	FS02910003	1,80	10	500	55
GLV 3/4 "	FG02910003	2,40	10	500	55
BLK 1 "	FS02910004	2,25	10	280	95
GLV 1 "	FG02910004	2,80	10	280	100
BLK 1 1/4 "	FS02910005	3,10	10	200	125
GLV 1 1/4 "	FG02910005	4,00	10	200	130
BLK 1 1/2 "	FS02910006	5,35	10	170	150
GLV 1 1/2 "	FG02910006	6,65	10	170	155
BLK 2 "	FS02910007	7,35		85	305
GLV 2 "	FG02910007	9,15		85	320
BLK 3 "	FS02910009	17,10		40	675
GLV 3 "	FG02910009	21,50		40	685
BLK 4 "	FS02910000	59,35		20	1.295
GLV 4 "	FG02910000	75,15		20	1.310

291

ISO/EN(T8)

Plug, plain

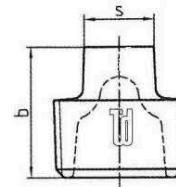
Stopfen ohne
Rand

Bouchon sans
collet

Tappo senza
bordo



Dimension	Code	b	s
BLK 1/2 "	FS02910002	23	11
GLV 1/2 "	FG02910002		
BLK 3/4 "	FS02910003	26	17
GLV 3/4 "	FG02910003		
BLK 1 "	FS02910004	32	19
GLV 1 "	FG02910004		
BLK 1 1/4 "	FS02910005	32	22
GLV 1 1/4 "	FG02910005		
BLK 1 1/2 "	FS02910006	33	22
GLV 1 1/2 "	FG02910006		
BLK 2 "	FS02910007	42	27
GLV 2 "	FG02910007		
BLK 3 "	FS02910009	46	32
GLV 3 "	FG02910009		
BLK 4 "	FS02910000	60	36
GLV 4 "	FG02910000		



300

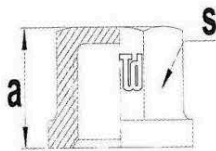
ISO/EN(T1)

Cap

Kappe

Bouchon

Calotta



Dimension	Code	Index	Bag	Carton	Gr
BLK 1/2 "	FS03000002	1,75	10	400	60
GLV 1/2 "	FG03000002	2,25	10	400	65
BLK 3/4 "	FS03000003	2,05	10	250	90
GLV 3/4 "	FG03000003	2,65	10	250	95
BLK 1 "	FS03000004	2,50	10	190	145
GLV 1 "	FG03000004	3,10	10	190	155
BLK 1 1/4 "	FS03000005	3,85	10	120	195
GLV 1 1/4 "	FG03000005	4,70	10	120	205
BLK 1 1/2 "	FS03000006	4,75	10	110	260
GLV 1 1/2 "	FG03000006	5,85	10	110	270
BLK 2 "	FS03000007	8,80		70	325
GLV 2 "	FG03000007	11,05		70	340
BLK 2 1/2 "	FS03000008	16,10		30	870
GLV 2 1/2 "	FG03000008	20,10		30	910
BLK 3 "	FS03000009	17,60		25	960
GLV 3 "	FG03000009	22,00		25	1.020
BLK 4 "	FS03000000	37,95		13	1.625
GLV 4 "	FG03000000	48,15		13	1.670

Dimension	Code	a	s
BLK 1/2 "	FS03000002	23	26
GLV 1/2 "	FG03000002		
BLK 3/4 "	FS03000003	26	32
GLV 3/4 "	FG03000003		
BLK 1 "	FS03000004	30	38
GLV 1 "	FG03000004		
BLK 1 1/4 "	FS03000005	33	46
GLV 1 1/4 "	FG03000005		
BLK 1 1/2 "	FS03000006	36	52
GLV 1 1/2 "	FG03000006		
BLK 2 "	FS03000007	40	62
GLV 2 "	FG03000007		
BLK 2 1/2 "	FS03000008	43	85
GLV 2 1/2 "	FG03000008		
BLK 3 "	FS03000009	45	97
GLV 3 "	FG03000009		
BLK 4 "	FS03000000	47	123
GLV 4 "	FG03000000		



310

ISO/EN(P4)

Backnut

Gegenmutter

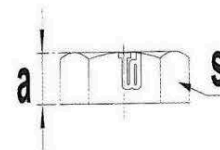
Contre-écrou

Controdado



Dimension	Code	Index	Bag	Carton	Gr
BLK 1/2 "	FS03100002	1,30	10	900	35
GLV 1/2 "	FG03100002	1,65	10	900	40
BLK 3/4 "	FS03100003	1,40	10	540	45
GLV 3/4 "	FG03100003	1,75	10	540	50
BLK 1 "	FS03100004	2,10	10	300	80
GLV 1 "	FG03100004	2,55	10	300	85
BLK 1 1/4 "	FS03100005	3,05		235	105
GLV 1 1/4 "	FG03100005	3,75		235	110
BLK 1 1/2 "	FS03100006	3,40		200	130
GLV 1 1/2 "	FG03100006	4,20		200	135
BLK 2 "	FS03100007	6,75		110	210
GLV 2 "	FG03100007	8,40		110	220
BLK 2 1/2 "	FS03100008	15,00		80	340
GLV 2 1/2 "	FG03100008	18,90		80	348

Dimension	Code	a	s
BLK 1/2 "	FS03100002	9	32
GLV 1/2 "	FG03100002		
BLK 3/4 "	FS03100003	10	36
GLV 3/4 "	FG03100003		
BLK 1 "	FS03100004	11	46
GLV 1 "	FG03100004		
BLK 1 1/4 "	FS03100005	12	55
GLV 1 1/4 "	FG03100005		
BLK 1 1/2 "	FS03100006	13	60
GLV 1 1/2 "	FG03100006		
BLK 2 "	FS03100007	14	75
GLV 2 "	FG03100007		
BLK 2 1/2 "	FS03100008	16	95
GLV 2 1/2 "	FG03100008		



330

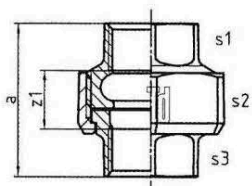
ISO/EN (U1)

Union,
flat seat

Verschraubung,
flach dichtend

Manchon union
à joint plat

Bocchettone a
sede piana



Dimension	Code	Index	Bag	Carton	Gr
BLK 1/2"	FS03300002	5,85	10	130	210
GLV 1/2"	FG03300002	7,05	10	130	215
BLK 3/4"	FS03300003	6,65	10	80	300
GLV 3/4"	FG03300003	8,25	10	80	310
BLK 1"	FS03300004	7,40	10	70	335
GLV 1"	FG03300004	9,40	10	70	345
BLK 1 1/4"	FS03300005	12,85		40	605
GLV 1 1/4"	FG03300005	16,10		40	620
BLK 1 1/2"	FS03300006	16,50		35	680
GLV 1 1/2"	FG03300006	20,85		35	695
BLK 2"	FS03300007	27,20		20	995
GLV 2"	FG03300007	34,60		20	1.015
BLK 2 1/2"	FS03300008	62,75		12	1.805
GLV 2 1/2"	FG03300008	79,30		12	1.850
BLK 3"	FS03300009	92,05		10	2.575
GLV 3"	FG03300009	116,45		10	2.630

Dimension	Code	a	z1	s1	s2	s3
BLK 1/2"	FS03300002	48	22	26	42	26
GLV 1/2"	FG03300002					
BLK 3/4"	FS03300003	52	22	31	50	31
GLV 3/4"	FG03300003					
BLK 1"	FS03300004	59	25	38	55	38
GLV 1"	FG03300004					
BLK 1 1/4"	FS03300005	65	27	48	68	48
GLV 1 1/4"	FG03300005					
BLK 1 1/2"	FS03300006	70	32	54	75	54
GLV 1 1/2"	FG03300006					
BLK 2"	FS03300007	80	30	66	90	65
GLV 2"	FG03300007					
BLK 2 1/2"	FS03300008	85	31	83	110	83
GLV 2 1/2"	FG03300008					
BLK 3"	FS03300009	95	35	96	130	97
GLV 3"	FG03300009					

331

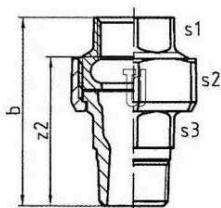
ISO/EN (U2)

Union, flat seat

Verschraubung,
flach dichtend

Manchon union
à joint plat

Bocchettone a
sede piana



Dimension	Code	Index	Bag	Carton	Gr
BLK 1/2"	FS03310002	6,70	10	120	225
GLV 1/2"	FG03310002	8,30	10	120	230
BLK 3/4"	FS03310003	7,30	10	80	320
GLV 3/4"	FG03310003	9,30	10	80	325
BLK 1"	FS03310004	8,90		60	390
GLV 1"	FG03310004	11,10		60	405
BLK 1 1/4"	FS03310005	15,40		35	775
GLV 1 1/4"	FG03310005	20,20		35	805
BLK 1 1/2"	FS03310006	19,40		30	825
GLV 1 1/2"	FG03310006	24,45		30	855
BLK 2"	FS03310007	30,20		15	1.180
GLV 2"	FG03310007	38,25		15	1.220

Dimension	Code	b	z2	s1	s2	s3
BLK 1/2"	FS03310002	66	53	26	42	26
GLV 1/2"	FG03310002					
BLK 3/4"	FS03310003	72	57	31	50	31
GLV 3/4"	FG03310003					
BLK 1"	FS03310004	80	63	38	55	38
GLV 1"	FG03310004					
BLK 1 1/4"	FS03310005	90	71	48	68	47
GLV 1 1/4"	FG03310005					
BLK 1 1/2"	FS03310006	95	76	54	75	53
GLV 1 1/2"	FG03310006					
BLK 2"	FS03310007	106	82	66	90	65
GLV 2"	FG03310007					



Dimension	Code	Index	Bag	Carton	Gr
BLK 1/2 "	FS03400002	7,00	10	130	210
GLV 1/2 "	FG03400002	8,80	10	130	215
BLK 3/4 "	FS03400003	7,90	10	80	305
GLV 3/4 "	FG03400003	10,00	10	80	310
BLK 1 "	FS03400004	9,20	10	70	335
GLV 1 "	FG03400004	11,50	10	70	340
BLK 1 1/4 "	FS03400005	15,20		40	620
GLV 1 1/4 "	FG03400005	19,80		40	630
BLK 1 1/2 "	FS03400006	17,90		35	665
GLV 1 1/2 "	FG03400006	23,15		35	675
BLK 2 "	FS03400007	29,35		20	980
GLV 2 "	FG03400007	38,10		20	1.000
BLK 2 1/2 "	FS03400008	66,35		12	1.600
GLV 2 1/2 "	FG03400008	84,00		12	1.650
BLK 3 "	FS03400009	92,55		10	2.335
GLV 3 "	FG03400009	117,15		10	2.410
BLK 4 "	FS03400000	186,80		4	3.210
GLV 4 "	FG03400000	236,70		4	3.300

340

ISO/EN(U11)

Union, taper seat

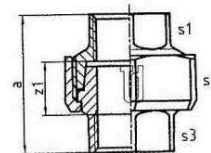


Verschraubung mit Kegeldichtung

Manchon union à joint conique

Bocchettone a sede conica

Dimension	Code	a	z1	s1	s2	s3
BLK 1/2 "	FS03400002	48	22	26	42	26
GLV 1/2 "	FG03400002					
BLK 3/4 "	FS03400003	52	22	31	50	31
GLV 3/4 "	FG03400003					
BLK 1 "	FS03400004	58	24	38	55	38
GLV 1 "	FG03400004					
BLK 1 1/4 "	FS03400005	65	27	48	68	48
GLV 1 1/4 "	FG03400005					
BLK 1 1/2 "	FS03400006	70	32	54	75	54
GLV 1 1/2 "	FG03400006					
BLK 2 "	FS03400007	78	30	65	90	65
GLV 2 "	FG03400007					
BLK 2 1/2 "	FS03400008	85	31	85	110	85
GLV 2 1/2 "	FG03400008					
BLK 3 "	FS03400009	95	35	95	130	95
GLV 3 "	FG03400009					
BLK 4 "	FS03400000	110	38	122	150	122
GLV 4 "	FG03400000					



341

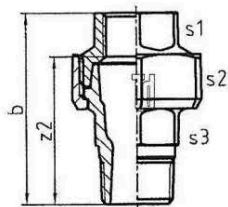
ISO/EN(U12)

Union, taper seat

Verschraubung mit
Kegeldichtung

Manchon union à
joint conique

Bocchettone a
sede conica



Dimension	Code	Index	Bag	Carton	Gr
BLK 1/2 "	FS03410002	6,90	10	120	220
GLV 1/2 "	FG03410002	8,60	10	120	230
BLK 3/4 "	FS03410003	8,30	10	80	320
GLV 3/4 "	FG03410003	10,40	10	80	335
BLK 1 "	FS03410004	10,30		60	405
GLV 1 "	FG03410004	12,90		60	430
BLK 1 1/4 "	FS03410005	16,30		35	790
GLV 1 1/4 "	FG03410005	20,50		35	815
BLK 1 1/2 "	FS03410006	20,85		30	815
GLV 1 1/2 "	FG03410006	26,30		30	850
BLK 2 "	FS03410007	33,30		15	1.230
GLV 2 "	FG03410007	42,00		15	1.270
BLK 2 1/2 "	FS03410008	72,50		10	2.256
GLV 2 1/2 "	FG03410008	91,70		10	2.292
BLK 3 "	FS03410009	113,25		5	3.000
GLV 3 "	FG03410009	143,40		5	3.100
BLK 4 "	FS03410000	207,55		4	4.170
GLV 4 "	FG03410000	263,00		4	4.250

Dimension	Code	b	z2	s1	s2	s3
BLK 1/2 "	FS03410002	66	53	26	42	26
GLV 1/2 "	FG03410002					
BLK 3/4 "	FS03410003	72	57	31	50	31
GLV 3/4 "	FG03410003					
BLK 1 "	FS03410004	80	63	38	55	38
GLV 1 "	FG03410004					
BLK 1 1/4 "	FS03410005	90	71	48	68	47
GLV 1 1/4 "	FG03410005					
BLK 1 1/2 "	FS03410006	95	76	54	75	53
GLV 1 1/2 "	FG03410006					
BLK 2 "	FS03410007	106	82	65	90	65
GLV 2 "	FG03410007					
BLK 2 1/2 "	FS03410008	122	95	85	110	85
GLV 2 1/2 "	FG03410008					
BLK 3 "	FS03410009	130	100	95	130	95
GLV 3 "	FG03410009					
BLK 4 "	FS03410000	153	117	122	150	120
GLV 4 "	FG03410000					



370

Union bush

Einschraubteil

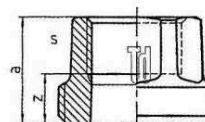
Pièce filetée

Pezzo filettato



Dimension			Code	Index	Bag	Carton	Gr
Gew.374 » G«							
BLK	1/2 "	1	FS03700002	2,25		350	85
GLV	1/2 "	1	FG03700002	2,70		350	90
BLK	3/4 "	1	FS03700003	2,80		250	100
GLV	3/4 "	1	FG03700003	3,50		250	110
BLK	1 "	2	FS03700004	3,30		190	135
GLV	1 "	2	FG03700004	4,20		190	140
BLK	1 1/4 "	2	FS03700005	4,75		100	215
GLV	1 1/4 "	2	FG03700005	5,90		100	220
BLK	1 1/2 "	2	FS03700006	6,20		80	280
GLV	1 1/2 "	2	FG03700006	7,55		80	285
BLK	2 "	3	FS03700007	10,95		50	445
GLV	2 "	3	FG03700007	13,60		50	455
BLK	2 1/2 "	4	FS03700008	21,75		30	780
GLV	2 1/2 "	4	FG03700008	27,55		30	810
BLK	3 "	4	FS03700009	31,95		20	885
GLV	3 "	4	FG03700009	40,35		20	1000

Dimension			Code	a	z	s	
Gew.374 » G«							
BLK	1/2 "	1	FS03700002	25	12	26	6 kant
GLV	1/2 "	1	FG03700002				6 kant
BLK	3/4 "	1	FS03700003	28	13	31	6 kant
GLV	3/4 "	1	FG03700003				6 kant
BLK	1 "	2	FS03700004	31	14	38	6 kant
GLV	1 "	2	FG03700004				6 kant
BLK	1 1/4 "	2	FS03700005	33	14	48	6 kant
GLV	1 1/4 "	2	FG03700005				6 kant
BLK	1 1/2 "	2	FS03700006	36	17	54	6 kant
GLV	1 1/2 "	2	FG03700006				6 kant
BLK	2 "	3	FS03700007	42	18	66	6 kant
GLV	2 "	3	FG03700007				6 kant
BLK	2 1/2 "	4	FS03700008	46	19	84	8 kant
GLV	2 1/2 "	4	FG03700008				8 kant
BLK	3 "	4	FS03700009	52	22	95	8 kant
GLV	3 "	4	FG03700009				8 kant





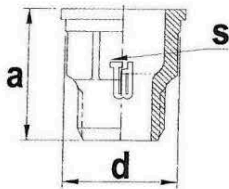
371

Union end

Einlegteil

Pièce folle

Pezzo folle



Dimension			Code	Index	Bag	Carton	Gr
Gew.374 » G«							
BLK	1/2 "	1	FS03710002	3,85		350	80
GLV	1/2 "	1	FG03710002	4,80		350	85
BLK	3/4 "	1	FS03710003	3,65		250	95
GLV	3/4 "	1	FG03710003	4,45		250	100
BLK	1 "	2	FS03710004	4,35		160	150
GLV	1 "	2	FG03710004	5,50		160	155
BLK	1 1/4 "	2	FS03710005	7,65		80	330
GLV	1 1/4 "	2	FG03710005	9,45		80	340
BLK	1 1/2 "	2	FS03710006	8,70		75	340
GLV	1 1/2 "	2	FG03710006	10,95		75	355
BLK	2 "	3	FS03710007	12,35		40	485
GLV	2 "	3	FG03710007	15,45		40	515

Dimension			Code	a	d	s	
Gew.374 » G«							
BLK	1/2 "	1	FS03710002	40	31.8	26	6 kant
GLV	1/2 "	1	FG03710002				6 kant
BLK	3/4 "	1	FS03710003	42	35.8	31	6 kant
GLV	3/4 "	1	FG03710003				6 kant
BLK	1 "	2	FS03710004	47	41.3	38	6 kant
GLV	1 "	2	FG03710004				6 kant
BLK	1 1/4 "	2	FS03710005	55	52.7	47	6 kant
GLV	1 1/4 "	2	FG03710005				6 kant
BLK	1 1/2 "	2	FS03710006	58	58.7	53	6 kant
GLV	1 1/2 "	2	FG03710006				6 kant
BLK	2 "	3	FS03710007	63	73.7	65	6 kant
GLV	2 "	3	FG03710007				6 kant

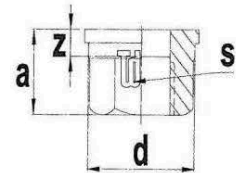
Dimension		Code	Index	Bag	Carton	Gr
Gew.374 » G«						
BLK 1/2 "-1 "	1	FS0372002A	2,45		400	60
GAL 1/2 "-1 "	1	FG0372002A	3,20		400	65
BLK 1/2 "-1 1/8 "	1	FS0372002B	2,50		400	60
GAL 1/2 "-1 1/8 "	1	FG0372002B	3,35		400	65
BLK 3/4 "-1 1/4 "	1	FS0372003C	2,55		350	70
GAL 3/4 "-1 1/4 "	1	FG0372003C	3,50		350	80
BLK 1 "-1 1/2 "	2	FS0372004D	2,60		300	90
GAL 1 "-1 1/2 "	2	FG0372004D	3,80		300	95
BLK 1 1/4 "-2 "	2	FS0372005E	4,05		150	165
GAL 1 1/4 "-2 "	2	FG0372005E	5,15		150	170
BLK 1 1/2 "-2 1/4 "	2	FS0372006F	5,50		110	170
GAL 1 1/2 "-2 1/4 "	2	FG0372006F	7,00		110	195
BLK 2 "-2 3/4 "	3	FS0372007G	8,85		70	290
GAL 2 "-2 3/4 "	3	FG0372007G	11,00		70	305
BLK 2 1/2 "-3 1/2 "	4	FS0372008H	19,30		35	545
GAL 2 1/2 "-3 1/2 "	4	FG0372008H	24,35		35	560
BLK 3 "-4 "	4	FS0372009J	35,05		25	655
GAL 3 "-4 "	4	FG0372009J	44,35		25	675

372

Union end
Einlegteil
Pièce folle
Pezzo folle



Dimension		Code	a	d	z	s
Gew.374 » G«						
BLK 1/2 "-1 "	1	FS0372002A	22	27.1	7	26
GAL 1/2 "-1 "	1	FG0372002A				
BLK 1/2 "-1 1/8 "	1	FS0372002B	21	31.8	9	26
GAL 1/2 "-1 1/8 "	1	FG0372002B				
BLK 3/4 "-1 1/4 "	1	FS0372003C	22	35.8	7	31
GAL 3/4 "-1 1/4 "	1	FG0372003C				
BLK 1 "-1 1/2 "	2	FS0372004D	25	41.3	8	38
GAL 1 "-1 1/2 "	2	FG0372004D				
BLK 1 1/4 "-2 "	2	FS0372005E	30	52.7	11	48
GAL 1 1/4 "-2 "	2	FG0372005E				
BLK 1 1/2 "-2 1/4 "	2	FS0372006F	32	58.7	13	54
GAL 1 1/2 "-2 1/4 "	2	FG0372006F				
BLK 2 "-2 3/4 "	3	FS0372007G	34	73.7	10	65
GAL 2 "-2 3/4 "	3	FG0372007G				
BLK 2 1/2 "-3 1/2 "	4	FS0372008H	37	92.9	10	83
GAL 2 1/2 "-3 1/2 "	4	FG0372008H				
BLK 3 "-4 "	4	FS0372009J	41	104.7	11	97
GAL 3 "-4 "	4	FG0372009J				



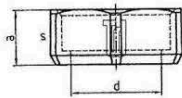
374

Union nut

Überwurfmutter

Ecrou

Dado



Dimension	Code	Index	Bag	Carton	Gr
Gew.374 » G«					
BLK 1/2 "-1 "	1 FS037402AS	1,75		350	70
GAL 1/2 "-1 "	1 FG037402AS	2,30		350	75
BLK 1/2 "-1 1/8 "	1 FS037402BS	2,25		350	70
GAL 1/2 "-1 1/8 "	1 FG037402BS	2,80		350	80
BLK 3/4 "-1 1/4 "	1 FS037403CS	2,25		220	125
GAL 3/4 "-1 1/4 "	1 FG037403CS	2,90		220	130
BLK 1 "-1 1/2 "	2 FS037404DS	2,60		180	110
GAL 1 "-1 1/2 "	2 FG037404DS	3,52		180	115
BLK 1 1/4 "-2 "	2 FS037405ES	4,05		110	235
GAL 1 1/4 "-2 "	2 FG037405ES	5,35		110	240
BLK 1 1/2 "-2 1/4 "	2 FS037406FS	5,15		80	210
GAL 1 1/2 "-2 1/4 "	2 FG037406FS	6,30		80	220
BLK 2 "-2 3/4 "	3 FS037407GS	7,25		60	265
GAL 2 "-2 3/4 "	3 FG037407GS	9,15		60	285
BLK 2 1/2 "-3 1/2 "	4 FS037408HS	17,95		30	460
GAL 2 1/2 "-3 1/2 "	4 FG037408HS	22,65		30	480
BLK 3 "-4 "	4 FS037409JS	23,10		20	935
GAL 3 "-4 "	4 FG037409JS	29,20		20	945

Dimension	Code	a	d	s	
Gew.374 » G«					
BLK 1/2 "-1 "	1 FS037402AS	18	27.5	41	6 kant
GAL 1/2 "-1 "	1 FG037402AS				6 kant
BLK 1/2 "-1 1/8 "	1 FS037402BS	19	32	42	6 kant
GAL 1/2 "-1 1/8 "	1 FG037402BS				6 kant
BLK 3/4 "-1 1/4 "	1 FS037403CS	20	36	50	6 kant
GAL 3/4 "-1 1/4 "	1 FG037403CS				6 kant
BLK 1 "-1 1/2 "	2 FS037404DS	22	41.5	55	6 kant
GAL 1 "-1 1/2 "	2 FG037404DS				6 kant
BLK 1 1/4 "-2 "	2 FS037405ES	24	53	68	8 kant
GAL 1 1/4 "-2 "	2 FG037405ES				8 kant
BLK 1 1/2 "-2 1/4 "	2 FS037406FS	25	59	75	8 kant
GAL 1 1/2 "-2 1/4 "	2 FG037406FS				8 kant
BLK 2 "-2 3/4 "	3 FS037407GS	27	74	90	8 kant
GAL 2 "-2 3/4 "	3 FG037407GS				8 kant
BLK 2 1/2 "-3 1/2 "	4 FS037408HS	30	92.5	110	8 kant
GAL 2 1/2 "-3 1/2 "	4 FG037408HS				8 kant
BLK 3 "-4 "	4 FS037409JS	31	105	130	8 kant
GAL 3 "-4 "	4 FG037409JS				8 kant



529a

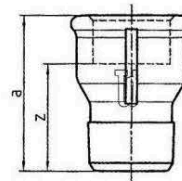
ISO/EN (M4)

Extension socket

Verlängerung


Allonge

Prolungamento



Dimension	Code	Index	Bag	Carton	Gr
BLK 1/2 "	FS529A0002	2,80	10	350	76
GLV 1/2 "	FG529A0002	3,55	10	350	79
BLK 3/4 "	FS529A0003	4,10	10	200	103
GLV 3/4 "	FG529A0003	5,30	10	200	106
BLK 1 "	FS529A0004	6,45	10	150	150
GLV 1 "	FG529A0004	8,20	10	150	172

Dimension	Code	a	z
BLK 1/2 "	FS529A0002	43	30
GLV 1/2 "	FG529A0002		
BLK 3/4 "	FS529A0003	48	33
GLV 3/4 "	FG529A0003		
BLK 1 "	FS529A0004	55	38
GLV 1 "	FG529A0004		



BUTTERFLY VALVES



**3500
BUTTERFLY VALVE
WAFER**

**DN40 → DN600
PN 6-10-16**

Design
EN 593

End Connection
WAFER - EN 1092-1 / ISO 7005-1

Body
GG25 CAST IRON
GGG50 DUCTILE IRON

Disc
3500 - AISI 304
3550 - DUCTILE IRON+NICKEL
3560 - AISI 316

Stem
AISI 420 / 304 / 316

Sealing
EPDM / NBR / VITON

Coating
ELECTROSTATIC POWDER EPOXY



**3600
BUTTERFLY VALVE
LUG**

**DN40 → DN600
PN 16**

Design
EN 593

End Connection
LUG EN 1092-2 / ISO 7005-2

Body
GG25 CAST IRON
GGG50 DUCTILE IRON

Disc
3600 - AISI 304
3650 - DUCTILE IRON+NICKEL
3660 - AISI 316

Stem
AISI 420 / 304 / 316

Sealing
EPDM / NBR / VITON

Coating
ELECTROSTATIC POWDER EPOXY



**3800U
SHORT TYPE FLANGED
BUTTERFLY VALVE**

**DN40 → DN1200
PN 10-16**

Design
EN 593

End Connection
FLANGED EN 1092-2/ISO 7005-2

Body
GGG40/50 DUCTILE IRON

Face to Face
EN 558 SERIES 20

Disc
AISI 304 / 316

Stem
AISI 420

Sealing
EPDM / NBR / VITON

Coating
ELECTROSTATIC POWDER EPOXY



**3800
BUTTERFLY VALVE
DOUBLE ECCENTRIC**

**DN100 → DN2000
PN 10-16-25**

Design
EN 593

End Connection
FLANGED EN 1092-2/ISO 7005-2

Body
GGG40/50 DUCTILE IRON

Disc
GGG40/50 DUCTILE IRON

Stem
AISI 420 / 304 / 316

Sealing
EPDM / NBR / VITON

Coating
THERMOPLASTIC POWDER EPOXY
ELECTROSTATIC POWDER EPOXY



**3800E
BUTTERFLY VALVE
ELECTRIC ACTUATED**

**DN100 → DN2000
PN 10-16-25**

Design
EN 593

End Connection
FLANGED EN 1092-2/ISO 7005-2


Body
GGG40/50 DUCTILE IRON

Disc
GGG40/50 DUCTILE IRON

Stem
AISI 420 / 304 / 316

Sealing
EPDM / NBR / VITON

Coating
THERMOPLASTIC POWDER EPOXY
ELECTROSTATIC POWDER EPOXY



**3900
DISMANTLING
JOINT**

**DN50 → DN2000
PN 10-16-25**

End Connection
FLANGED EN 1092-2/ISO 7005-2

Test
EN 12266-1

Body
GGG50 DUCTILE IRON

Studs / Nuts
8.8 GALVANISED STEEL
AISI 420/304/316

Sealing
EPDM

Coating
ELECTROSTATIC POWDER EPOXY



GLOBE VALVES - STRAINERS



**2100
GLOBE VALVE**

**DN15 → DN300
PN 16**

Design
EN 13789

End Connection
FLANGED EN 1092-2 / ISO 7005-2

Body
GG25 CAST IRON

Disc
AISI 304

Kumanda Mili
AISI 420

Sealing
GRAPHITE

Coating
INDUSTRIAL EPOXY



**2130
GLOBE VALVE
BELLOW SEAL**

**DN15 → DN300
PN 16**

Design
EN 13789

End Connection
FLANGED EN 1092-2 / ISO 7005-2

Body
GG25 CAST IRON

Disc
DN15-100 - AISI 420
DN125-300 - A105 STEEL

Sealing
GRAPHITE

Coating
INDUSTRIAL EPOXY



**2500
Y-TYPE
STRAINER**

**DN15 → DN600
PN 16**

Design
TS 11494

End Connection
FLANGED EN 1092-2/ISO 7005-2

Body
GGG50 DUCTILE IRON

Filter
AISI 304

Discharge Nut
MS 58 - BRASS

Coating
ELECTROSTATIC POWDER EPOXY
INDUSTRIAL EPOXY



ACTUATORS



**3700
GEARBOX**

End Connection
EN ISO 5211

Body
GG25 CAST IRON
GGG40/50 DUCTILE IRON

Coating
INDUSTRIAL EPOXY
ELECTROSTATIC POWDER EPOXY



**3750
PNEUMATIC
ACTUATOR**

SINGLE/DOUBLE ACTING

End Connection
EN ISO 5211

Body
ALUMINIUM EXTRUSION
OR ALUMINIUM CASTING

Sealing
NBR

Coating
ELECTROSTATIC POWDER EPOXY



**3770
ELECTRIC
ACTUATOR**

QUARTER TURN

End Connection
EN ISO 5211

Torque
50Nm → 2400Nm

Type
ON/OFF or MODULATING

Power Supply
110V/220V/380VAC
110/24VDC



**3780
ELECTRIC
ACTUATOR**


MULTI TURN

End Connection
EN ISO 5211

Torque
10Nm → 32000Nm

Type
ON/OFF or MODULATING

Power Supply
110V/220V/380VAC
110/24VDC



GATE VALVES



**6000
GATE VALVE
RESILIENT
SEATED (F4)**

**DN40 → DN1000
PN 10-16-25**

Design
EN 1074

End Connection
FLANGED EN 1092-2 / ISO 7005-2

Body
GGG40-GGG50 DUCTILE IRON

Gate
EPDM COATED DUCTILE IRON

Stem
AISI 420 / 304 / 316

Sealing
EPDM/NBR

Coating
ELECTROSTATIC POWDER EPOXY



**6200
RESILIENT
SEATED
GATE VALVE (F5)**

**DN40 → DN1000
PN 10-16**

Design
EN 1171 / EN 1074

End Connection
FLANGED EN 1092-2 / ISO 7005-2

Body
GGG40/50 DUCTILE IRON

Gate
EPDM COATED DUCTILE IRON

Stem
AISI 420 / 304 / 316

Sealing
EPDM/NBR

Coating
ELECTROSTATIC POWDER EPOXY



**6400
GATE VALVE
(FIRE)**

**DN50 → DN300
300 PSI**

Design
FM1120/1130, UL262 / AWWAC515

End Connection
FLANGED TS EN 1092-2 / ISO 7005-2

Body
GGG40/50 DUCTILE IRON

Gate
EPDM COATED DUCTILE IRON

Stem
AISI 420 / 304 STAINLESS STEEL

Sealing
EPDM

Coating
ELECTROSTATIC POWDER EPOXY



**6600
GATE VALVE
THREADED
SERVICE VALVE**

**DN25 → DN50
PN 16**

Design

EN 1171

End Connection

THREADED EN ISO 228-1

Body

GGG40/50 DUCTILE IRON

Gate

EPDM COATED DUCTILE IRON

Stem

AISI 420 / 304 / 316

Sealing

EPDM

Coating

ELECTROSTATIC POWDER EPOXY



**6000E
GATE VALVE
ELECTRIC
ACTUATED**

**DN40 → DN1000
PN 10-16-25**

Design

EN 1074

End Connection

FLANGED EN 1092-2 / ISO 7005-2

Body

GGG40/50 DUCTILE IRON

Gate

EPDM COATED DUCTILE IRON

Stem

AISI 420 / 304 / 316

Sealing

EPDM/NBR

Coating

ELECTROSTATIC POWDER EPOXY



**6700
GATE VALVE
METAL SEAT (F4)
RISING STEM**

**DN40 → DN1000
PN 10-16-25**

Design

EN 1171

End Connection

FLANGED EN 1092-2 / ISO 7005-2

Body

GGG50 DUCTILE IRON

Gate

GGG50 DUCTILE IRON

Stem

AISI 420

Sealing

EPDM

Coating

ELECTROSTATIC POWDER EPOXY



**6500
KNIFE
GATE VALVE
RISING STEM**

**DN50 → DN1000
PN 10**

End Connection

SEMI-LUG EN 1092-2 / ISO 7005-2

Body

GGG40/50 DUCTILE IRON

Gate

AISI 304
AISI 316

Stem

AISI420

Sealing

NBR

Coating

ELECTROSTATIC POWDER EPOXY



**6550
KNIFE
GATE VALVE
NON-RISING STEM**

**DN50 → DN1000
PN 10**

End Connection

SEMI-LUG EN 1092-2 / ISO 7005-2

Body

GGG40/50 DUCTILE IRON

Gate

AISI 304
AISI 316

Stem

AISI420

Sealing

NBR

Coating

ELECTROSTATIC POWDER EPOXY



**6500P
KNIFE
GATE VALVE
PNEUMATIC**

**DN50 → DN800
PN 10**

End Connection

SEMI-LUG EN 1092-2 / ISO 7005-2

Body

GGG40/50 DUCTILE IRON

Gate

AISI 304
AISI 316

Stem


AISI420

Sealing

NBR

Coating

ELECTROSTATIC POWDER EPOXY



BALL VALVES



1100 BALL VALVE

DN15 → DN300
PN 10-16

Design

TS 3148 / DIN3357

End Connection

FLANGED EN 1092-2/ISO 7005-2

Body

GG25 CAST IRON
GGG40 / 50 DUCTILE IRON

Ball

AISI 430 / 304 / 316

Stem

AISI 420 / 304 / 316

Sealing

TEFLON (PTFE)

Coating

INDUSTRIAL EPOXY



1200 BALL VALVE

DN15 → DN300
PN 16

Design

TS 3148 / DIN3357

End Connection

FLANGED EN 1092-2/ISO 7005-2

Body

GGG40/50 DUCTILE IRON

Ball

AISI 420 / 430 / 304 / 316

Stem

AISI 420 / 304 / 316

Sealing

TEFLON (PTFE)

Coating

INDUSTRIAL EPOXY



1225 BALL VALVE

DN15 → DN250
PN 25

Design

EN 3148 / DIN3357

End Connection

FLANGED EN 1092-2/ISO 7005-2

Body

GGG50 DUCTILE IRON

Ball

AISI 420 / 430 / 304 / 316

Stem

AISI 420 / 304 / 316

Sealing

TEFLON (PTFE)

Coating

INDUSTRIAL EPOXY



1400 BALL VALVE

DN15 → DN150
PN 25-40

Design

EN 9809 / EN 331

End Connection

FLANGED EN 1092-2/ISO 7005-2

Body

GGG40 DUCTILE IRON

Ball

AISI 420 / 430 / 304 / 316

Stem

AISI 420 / 304 / 316

Sealing

TEFLON (PTFE)

Coating

INDUSTRIAL EPOXY



1440 BALL VALVE THREADED

DN15 → DN25
PN 16-25-40

Design

EN 331 / EN 1983

End Connection

THREADED EN ISO 228-1

Body

STEEL

Ball

AISI 420 / 430 / 304 / 316

Stem

AISI 420 / 304 / 316


Sealing

TEFLON (PTFE)

Coating

INDUSTRIAL EPOXY

EXPANSION JOINTS



5000 RUBBER EXPANSION JOINT

DN25 → DN600
PN 16

Design
EN 10879 / DIN 30680

End Connection
FLANGED EN 1092-1/ISO 7005-1

Body
FABRIC REINFORCED EPDM
STEEL REINFORCED EPDM

Flange
WCB CAST STEEL

Sealing
EPDM/NBR

Coating
GALVANISED
INDUSTRIAL EPOXY



5070 RUBBER EXPANSION JOINT

DN15 → DN50
PN 16


Design
EN 10879 / DIN 30680

End Connection
THREADED EN ISO 228-1

Body
EPDM

Flange
GGG40/50 DUCTILE IRON

Coating
GALVANISED



5100 AXIAL EXPANSION JOINT

DN25 → DN250
PN 16

Design
EN 10880 / DIN30681

End Connection
FLANGED EN 1092-1/ISO 7005-1
WELDING END EN 12627

Body
AISI 304 / 316 / 321

Flange
ST 37 STEEL / AISI 304 / 316

Liner (Inner)
AISI 304 / 316 / 321



5060 RUBBER EXPANSION JOINT

DN25 → DN300
PN 16

Design
EN 10879 / DIN 30680

End Connection
FLANGED EN 1092-1/ISO 7005-1

Body
FABRIC REINFORCED EPDM
STEEL REINFORCED EPDM

Flange
GGG40 DUCTILE IRON

Sealing
EPDM NBR

Coating
GALVANISED



5200 EXTERNALLY PRESSURIZED EXPANSION JOINT

DN25 → DN250
PN 16

Design
EN 10880 / DIN30681

End Connection
FLANGED EN 1092-1/ISO 7005-1
WELDING END EN 12627

Bellow
AISI 304 / 316 / 321

Inner Pipe
ST 37 STEEL / AISI 304 / 316

Outer Pipe
ST 37 STEEL / AISI 304 / 316

Coating
INDUSTRIAL EPOXY



5300 ANGULAR EXPANSION JOINT

DN25 → DN250
PN 16

Design
EN 10880 / DIN30681

End Connection
FLANGED EN 1092-1/ISO 7005-1
WELDING END EN 12627

Bellow
AISI 304 / 316 / 321

Welding End
ST 37 STEEL / AISI 304 / 316

Inner Pipe
ST 37 STEEL / AISI 304 / 316

Coating
INDUSTRIAL EPOXY



5400 DILATATION EXPANSION JOINT

DN25 → DN250
PN 16

Design
EN 10880 / DIN30681

End Connection
FLANGED EN 1092-1/ISO 7005-1
WELDING END EN 12627

Body
ST 37 STEEL / AISI 304 / 316

Flange
ST 37 STEEL / AISI 304 / 316

Tie Rod
ST 37 STEEL / AISI 304 / 316

Coating
INDUSTRIAL EPOXY



5500 VIBRATION EXPANSION JOINT

DN25 → DN250
PN 16

Design
EN 10880 / DIN30681

End Connection
FLANGED EN 1092-1/ISO 7005-1

Body
AISI 304 / 316 / 321

Flange
ST 37 STEEL / AISI 304 / 316

Coating
INDUSTRIAL EPOXY



CHECK VALVES



2350-2355 CHECK VALVE DUAL

DN40 → DN600
PN 16-25

Design
EN 16767

End Connection
WAFFER TYPE EN 1092-1/ISO 7005-1

Body
GG25 CAST IRON

Disc
2350 - AISI 304
2355 - DUCTILE IRON

Spring
STAINLESS STEEL

Sealing
EPDM

Coating
ELECTROSTATIC POWDER EPOXY



2250 CHECK VALVE LIFT

DN15 → DN250
PN 16

Design
EN 16767

End Connection
FLANGED EN 1092-2/ISO 7005-2

Body
GG25 CAST IRON

Disc
AISI 304

Sealing
GRAPHITE

Spring
STAINLESS STEEL

Coating
INDUSTRIAL EPOXY



2270 CHECK VALVE SWING

DN50 → DN300
PN 10-16

Design
EN 16767

End Connection
FLANGED EN 1092-2/ISO 7005-2

Body
GGG40/50 DUCTILE IRON

Disc
RUBBER COATED ST.37 STEEL

Sealing
EPDM

Coating
ELECTROSTATIC POWDER EPOXY



2270D CHECK VALVE SWING WITH COUNTER WEIGHT

DN50 → DN300
PN 16

Design
EN 16767

End Connection
FLANGED EN 1092-2/ISO 7005-2

Body
GGG40/50 DUCTILE IRON

Disc
GGG40/50 DUCTILE IRON

Sealing
EPDM

Coating
ELECTROSTATIC POWDER EPOXY



**2300 - 2330
CHECK VALVE
WAFFER SWING**

**DN25 → DN700
PN 16**

Design
EN 14341

End Connection
WAFFER TYPE TS EN 1092-1/ISO 7005-1

Body
2300 - AISI 304
2330 - WCB CAST STEEL

Disc
AISI 304

Spring
STAINLESS STEEL

Sealing
EPDM / NBR / VITON



**2370
CHECK VALVE
DISC**

**DN15 → DN100
PN 16**


Tests
EN 12266-1

End Connection
WAFFER TYPE TS EN 1092-1/ISO 7005-1

Body
MS 58 - BRASS
DN 125 - GGG50
304 AISI FAF2372
316 AISI FAF2373

Disc
AISI 304

Spring
STAINLESS STEEL



**2371
CHECK VALVE
DISCO - SPHERO**

**DN40 → DN250
PN 16**

Tests
EN 16767

End Connection
WAFFER TYPE TS EN 1092-1 / ISO
7005-1

Body
GGG40/50 CAST IRON

Disc
GGG40/50 CAST IRON

Spring
STAINLESS STEEL



**2390
NOOZLE
CHECK VALVE**

**DN50 → DN300
PN 10-16**

Design
EN 12334

End Connection
FLANGED EN 1092-2 / ISO 7005-2

Body
GG25 CAST IRON

Spring
SS316

Stem
AISI 420

Sealing
NBR

Coating
ELECTROSTATIC POWDER EPOXY



**2280
TILTING CHECK
VALVE**

**DN100 → DN1600
PN 10-16-25**

Design
EN 16767

End Connection
FLANGED EN 1092-2/ISO 7005-2

Body
GGG40/50 DUCTILE IRON

Disc
GGG40/50 DUCTILE IRON

Sealing
EPDM

Coating
THERMOPLASTIC POWDER EPOXY
ELECTROSTATIC POWDER EPOXY



**2280D
TILTING CHECK VALVE
HYDRAULIC BRAKE**

**DN200 → DN1600
PN 10-16-25**

Design
EN 16767

End Connection
FLANGED EN 1092-2/ISO 7005-2

Body
GGG40/50 DUCTILE IRON

Disc
GGG40/50 DUCTILE IRON

Sealing
EPDM

Coating
THERMOPLASTIC POWDER EPOXY
ELECTROSTATIC POWDER EPOXY



**2290
BALL
CHECK VALVE**

**DN40 → DN800
PN 10-16**

Design
EN 16767

End Connection
FLANGED EN 1092-2 / ISO 7005-2

Body
GGG40/50 DUCTILE IRON

Ball
NBR COATED STEEL

Sealing
NBR

Coating
ELECTROSTATIC POWDER EPOXY



**2295
BALL CHECK
VALVE THREADED**

**DN25 → 80
PN 10-16**

Design
EN 16767

End Connection
THREADED EN 228-1

Body
GGG40/50 DUCTILE IRON

Ball
NBR COATED STEEL

Sealing
NBR

Coating
ELECTROSTATIC POWDER EPOXY



AIR RELEASE VALVES



**7310
SINGLE ORIFICE
ARV**

**DN50 → DN200
PN 16**

End Connection
FLANGED EN 1092-2 / ISO 7005-2

Body
GGG40/50 DUCTILE IRON

Ball
POLYETHYLENE

Coating
INDUSTRIAL EPOXY



**7320
DOUBLE ORIFICE
ARV**

**DN50 → DN100
PN 16**

End Connection
FLANGED EN 1092-2 / ISO 7005-2

Body
GGG40/50 DUCTILE IRON

Ball
POLYETHYLENE

Coating
INDUSTRIAL EPOXY



(DN 50-65-80 mm) (DN 100-150-200-300 mm)

**7330
DYNAMIC
ARV**

**DN50 → DN300
PN 16-25**

End Connection
FLANGED EN 1092-2 / ISO 7005-2

Body
GGG40/50 DUCTILE IRON

Sealing
EPDM

Filter
AISI 430 / 304

Coating
ELECTROSTATIC POWDER EPOXY

Working Pressure Range
0.1 - 1 bar / 1 - 16 bar



**7340
KINETIC
ARV**

**DN50 → DN300
PN 16-25**

End Connection
FLANGED EN 1092-2 / ISO 7005-2

Body
GGG40/50 DUCTILE IRON

Sealing
EPDM

Filter
AISI 430 / 304

Coating
ELECTROSTATIC POWDER EPOXY

Working Pressure Range
0.1 - 1 bar / 1 - 16 bar



**7350
COMBINATION
ARV**

**DN50 → DN80
PN 16**

End Connection
FLANGED EN 1092-2 / ISO 7005-2

Body
GGG40/50 DUCTILE IRON

Sealing
EPDM

Filter
AISI 430 / 304

Coating
ELECTROSTATIC POWDER EPOXY

Working Pressure Range
0.1 - 1 bar / 1 - 16 bar



**7360
THREADED
ARV**

**DN15 → DN50
PN 16-25-40**

End Connection
THREADED EN ISO 228-1

Body
GGG40/50 DUCTILE IRON

Sealing
EPDM

Coating
ELECTROSTATIC POWDER EPOXY

Working Pressure Range
0.1 - 1 bar / 1 - 16 bar



BRASS VALVES



**4000
BALL
VALVE**

**DN15 → DN100
PN 25**

Design
TSE CEN - TS 13547

End Connection
THREADED EN ISO 228-1

Body
Brass - CuZn40Pb2



**4100
GAS
BALL VALVE**

**DN15 → DN50
PN 10**

Design
EN 331

End Connection
THREADED EN ISO 228-1

Body
Brass - CuZn40Pb2



**4010
BALL VALVE
(MALE/FEMALE)**

**DN15 → DN20
PN 25**

End Connection
THREADED

Body
Brass - CuZn40Pb2



**4020 BALL VALVE
WITH ADAPTOR
(MALE/FEMALE)**

**DN20 → DN32
PN 25**

End Connection
THREADED

Body
Brass - CuZn40Pb2



**4030/4040
MINI BALL
VALVE**

**16 mm (Male/Female)
PN 10**

End Connection
THREADED

Body
Brass - CuZn40Pb2



**4600
CALORIMETERS
VALVE**

DN25 (with/without union)

End Connection
THREADED

Body
Brass - CuZn40Pb2



**4200
STRAINER**

**DN15 → DN50
PN 16**

End Connection
THREADED EN ISO 228-1

Body
Brass - CuZn40Pb2



**4300
SPRING
CHECK VALVE**

**DN15 → DN80
PN 16**

End Connection
THREADED EN ISO 228-1

Body
Brass - CuZn40Pb2



**4350
SWING CHECK
VALVE**

**DN15 → DN50
PN 16**

End Connection
THREADED EN ISO 228-1

Body
Brass - CuZn40Pb2

HYDRANTS - OTHER PRODUCTS



**3960
FLANGE
ADAPTOR**

**DN40 → DN600
PN 16**

End Connection
FLANGED EN 1092-2/ISO 7005-2

Body
GG25 CAST IRON
GGG40/50 DUCTILE IRON

Studs / Nuts
8.8 GALVANISED STEEL

Sealing
EPDM

Coating
INDUSTRIAL EPOXY
ELECTROSTATIC POWDER EPOXY



**3970
COUPLING**

**DN40 → DN600
PN 16**

Body
GG25 CAST IRON
GGG40/50 DUCTILE IRON

Studs / Nuts
8.8 GALVANISED STEEL

Sealing
EPDM

Coating
INDUSTRIAL EPOXY
ELECTROSTATIC POWDER EPOXY



**7200
FOOT VALVE**

**DN40 → DN400
PN 16**

End Connection
FLANGED EN 1092-2/ISO 7005-2

Body
GGG40/50 DUCTILE IRON

Disc
GGG40/50 DUCTILE IRON

Stem
AISI420/304/316

Filter
AISI304



**7100
HYDRANT**

**DN80 → DN100
PN 16**

Design
EN 14384

End Connection
FLANGED EN 1092-2/ISO 7005-2

Body
GGG40/50 DUCTILE IRON

Outlet
ALUMINIUM - BRASS

Stem
AISI 420

Sealing
EPDM

Coating
INDUSTRIAL EPOXY
ELECTROSTATIC POWDER EPOXY



**7150
HYDRANT
UNDERGROUND**

**DN80 → DN100
PN 16**

Design
EN 14339

End Connection
FLANGED EN 1092-2/ISO 7005-2

Gövde
GGG40/50 DUCTILE IRON

Outlet
ALUMINIUM - BRASS

Stem
AISI 420

Sealing
EPDM

Coating
INDUSTRIAL EPOXY
ELECTROSTATIC POWDER EPOXY



**7250
EXTENSION SPINDLE
SURFACE BOX**

0,5m → 4m

Body
GG25 CAST IRON
GGG40/50 DUCTILE IRON

Cover
GG25 CAST IRON
GGG40/50 DUCTILE IRON

Stem
ST37 STEEL

Spindle Cover
PE (POLYETHYLENE)



CONTROL VALVES



7410 PRESSURE REDUCING CONTROL VALVES

DN40 → DN300
PN 16-25

The metal pilot is made of brass material.

All metal fittings are made of brass material.

Body

GGG40 DUCTILE IRON

Coating

ELECTROSTATIC POWDER EPOXY

7440 PRESSURE SUSTAINING PRESSUREREDUCING CONTROL VALVES

DN40 → DN300
PN 16-25

The metal pilot is made of brass material.

All metal fittings are made of brass material.

Body

GGG40 DUCTILE IRON

Coating

ELECTROSTATIC POWDER EPOXY

7460 FLOAT LEVEL CONTROL VALVE

DN40 → DN300
PN 16-25

The metal pilot is made of brass material.

All metal fittings are made of brass material.

Body

GGG40 DUCTILE IRON

Coating

ELECTROSTATIC POWDER EPOXY

7480 SURGE ANTICIPATING CONTROL VALVE

DN40 → DN300
PN 16-25

The metal pilot is made of brass material.

All metal fittings are made of brass material.

Body

GGG40 DUCTILE IRON

Coating

ELECTROSTATIC POWDER EPOXY

7520 SOLENOID CONTROL VALVE

DN40 → DN300
PN 16-25

The metal pilot is made of brass material.

All metal fittings are made of brass material.

Body

GGG40 DUCTILE IRON

Coating

ELECTROSTATIC POWDER EPOXY



7520Y Y TYPE SOLENOID CONTROL VALVE

DN40 → DN500
PN 16-25

The metal pilot is made of brass material.

All metal fittings are made of brass material.

Body

GGG40 DUCTILE IRON

Coating

ELECTROSTATIC POWDER EPOXY

7440Y Y TYPE PRESSURE SUSTAINING PRESSUREREDUCING CONTROL VALVES

DN40 → DN500
PN 16-25

The metal pilot is made of brass material.

All metal fittings are made of brass material.

Body

GGG40 DUCTILE IRON

Coating

ELECTROSTATIC POWDER EPOXY

7460Y Y TYPE FLOAT LEVEL CONTROL VALVE

DN40 → DN500
PN 16-25

The metal pilot is made of brass material.

All metal fittings are made of brass material.

Body

GGG40 DUCTILE IRON

Coating

ELECTROSTATIC POWDER EPOXY

7480Y Y TYPE SURGE ANTICIPATING CONTROL VALVE

DN40 → DN500
PN 16-25

The metal pilot is made of brass material.

All metal fittings are made of brass material.

Body

GGG40 DUCTILE IRON

Coating

ELECTROSTATIC POWDER EPOXY

7520Y Y TYPE SOLENOID CONTROL VALVE

DN40 → DN500
PN 16-25

The metal pilot is made of brass material.

All metal fittings are made of brass material.

Body

GGG40 DUCTILE IRON

Coating

ELECTROSTATIC POWDER EPOXY

PP-R Systems

Polypropylene Tube and Fittings

Polypropylene Tube / SDR 7.4

Code	Size	Wall Thickness	Pcs.
3201-tbe-200016	ø20	2,80	100
3201-tbe-250016	ø25	3,50	80
3201-tbe-320016	ø32	4,40	40
3201-tbe-400016	ø40	5,50	32
3201-tbe-500016	ø50	6,90	20
3201-tbe-630016	ø63	8,60	16
3201-tbe-750016	ø75	10,30	12
3201-tbe-900016	ø90	12,30	8
3201-tbe-110016	ø110	15,10	4
3201-tbe-125016	ø125		4



PN-20 | Polypropylene Tube

Code	Size	Wall Thickness	Pcs.
3201-tbe-200000	ø20	3,4	100
3201-tbe-250000	ø25	4,20	80
3201-tbe-320000	ø32	5,40	40
3201-tbe-400000	ø40	6,70	32
3201-tbe-500000	ø50	8,30	20
3201-tbe-630000	ø63	10,50	16
3201-tbe-750000	ø75	12,50	12
3201-tbe-900000	ø90	15,00	8
3201-tbe-110000	ø110	18,30	4
3201-tbe-125000	ø125		4



PP-R Systems

PN-25 | Polypropylene Tube with Fiberglass

Code	Size	Pcs.
3201-tfr-200000	ø20	100
3201-tfr-250000	ø25	80
3201-tfr-320000	ø32	40
3201-tfr-400000	ø40	32
3201-tfr-500000	ø50	20
3201-tfr-630000	ø63	16
3201-tfr-750000	ø75	12
3201-tfr-900000	ø90	8
3201-tfr-110000	ø110	4
3201-tfr-125000	ø125	4



PN-20 | Polypropylene Tube with Fiberglass

Code	Size	Pcs.
3201-tfr-200020	ø20	100
3201-tfr-250020	ø25	80
3201-tfr-320020	ø32	40
3201-tfr-400020	ø40	32
3201-tfr-500020	ø50	20
3201-tfr-630020	ø63	16
3201-tfr-750020	ø75	12
3201-tfr-900020	ø90	8
3201-tfr-110020	ø110	4
3201-tfr-125020	ø125	4



PP-R Systems

PP Bridge

Code	Size	Pcs.
3201-twc-200000	ø20	140
3201-twc-250000	ø25	75
3201-twc-320000	ø32	36
3201-twc-400002	ø40	25



PP C-Bridge

Code	Size	Pcs.
3201-twc-200001	ø20	275
3201-twc-250001	ø25	150
3201-twc-320001	ø32	70



Elbow 45°

Code	Size	Pcs.
3211-elb-200045	ø20	575
3211-elb-250045	ø25	360
3211-elb-320045	ø32	190
3211-elb-400045	ø40	100
3211-elb-500045	ø50	56
3211-elb-630045	ø63	25
3211-elb-750045	ø75	18
3211-elb-900045	ø90	12
3211-elb-110045	ø110	6



Elbow 90°

Code	Size	Pcs.
3211-elb-200000	ø20	500
3211-elb-250000	ø25	300
3211-elb-320000	ø32	155
3211-elb-400000	ø40	75
3211-elb-500000	ø50	40
3211-elb-630000	ø63	20
3211-elb-750000	ø75	16
3211-elb-900000	ø90	6
3211-elb-110000	ø110	4



PP-R Systems

Tail Elbow 45°

Code	Size	Pcs.
3211-elt-200045	ø20	400
3211-elt-250045	ø25	250



Tail Elbow 90°

Code	Size	Pcs.
3211-elt-200000	ø20	400
3211-elt-250000	ø25	250



Tail Elbow 90°

Code	Size	Pcs.
3211-muf-200000	ø20	675
3211-muf-250000	ø25	400
3211-muf-320000	ø32	225
3211-muf-400000	ø40	140
3211-muf-500000	ø50	80
3211-muf-630000	ø63	48
3211-muf-750000	ø75	28
3211-muf-900000	ø90	20
3211-muf-110000	ø110	10



Reducing Female Coupling

Code	Size	Pcs.
3211-rdf-252000	ø25 x 20	400
3211-rdf-322000	ø32 x 20	250
3211-rdf-322500	ø32 x 25	250
3211-rdf-402000	ø40 x 20	175
3211-rdf-402500	ø40 x 25	175



Reducing Coupling

Code	Size	Pcs.
3211-rdc-252000	ø25 x 20	700
3211-rdc-322000	ø32 x 20	500
3211-rdc-322500	ø32 x 25	400
3211-rdc-402000	ø40 x 20	325
3211-rdc-402500	ø40 x 25	300
3211-rdc-403200	ø40 x 32	225
3211-rdc-502000	ø50 x 20	175
3211-rdc-502500	ø50 x 25	175
3211-rdc-503200	ø50 x 32	150
3211-rdc-504000	ø50 x 40	110
3211-rdc-632000	ø63 x 20	100
3211-rdc-632500	ø63 x 25	100
3211-rdc-633200	ø63 x 32	80
3211-rdc-634000	ø63 x 40	80
3211-rdc-635000	ø63 x 50	56
3211-rdc-752000	ø75 x 20	70
3211-rdc-752500	ø75 x 25	70
3211-rdc-753200	ø75 x 32	55
3211-rdc-754000	ø75 x 40	55
3211-rdc-755000	ø75 x 50	50
3211-rdc-756300	ø75 x 63	36
3211-rdc-905000	ø90 x 50	36
3211-rdc-906300	ø90 x 63	36
3211-rdc-907500	ø90 x 75	27
3211-rdc-110630	ø110 x 63	16
3211-rdc-110750	ø110 x 75	16
3211-rdc-110900	ø110 x 90	16



Tee

Code	Size	Pcs.
3211-teo-200000	ø20	350
3211-teo-250000	ø25	200
3211-teo-320000	ø32	100
3211-teo-400000	ø40	60
3211-teo-500000	ø50	30
3211-teo-630000	ø63	16
3211-teo-750000	ø75	12
3211-teo-900000	ø90	4
3211-teo-110000	ø110	2



Inegal Tee

Code	Size	Pcs.
3211-tio-202520	ø20 x 25 x 20	250
3211-tio-252020	ø25 x 20 x 20	225
3211-tio-252025	ø25 x 20 x 25	240
3211-tio-252520	ø25 x 25 x 20	200
3211-tio-253225	ø25 x 32 x 25	120
3211-tio-322020	ø32 x 20 x 20	130
3211-tio-322025	ø32 x 20 x 25	125
3211-tio-322032	ø32 x 20 x 32	115
3211-tio-322520	ø32 x 25 x 20	125
3211-tio-322525	ø32 x 25 x 25	120
3211-tio-322532	ø32 x 25 x 32	115
3211-tio-323225	ø32 x 32 x 25	120
3211-tio-402040	ø40 x 20 x 40	80
3211-tio-402540	ø40 x 25 x 40	80
3211-tio-403240	ø40 x 32 x 40	65
3211-tio-502050	ø50 x 20 x 50	40
3211-tio-502550	ø50 x 25 x 50	40
3211-tio-503250	ø50 x 32 x 50	36
3211-tio-504050	ø50 x 40 x 50	36
3211-tio-632063	ø63 x 20 x 63	24
3211-tio-632563	ø63 x 25 x 63	24
3211-tio-633263	ø63 x 32 x 63	24
3211-tio-634063	ø63 x 40 x 63	20
3211-tio-635063	ø63 x 50 x 63	20
3211-tio-752075	ø75 x 20 x 75	12
3211-tio-752575	ø75 x 25 x 75	12
3211-tio-753275	ø75 x 32 x 75	12
3211-tio-754075	ø75 x 40 x 75	12
3211-tio-755075	ø75 x 50 x 75	12
3211-tio-756375	ø75 x 63 x 75	12
3211-tio-905090	ø90 x 50 x 90	6
3211-tio-906390	ø90 x 63 x 90	6
3211-tio-115011	ø110 x 50 x 110	3
3211-tio-116311	ø110 x 63 x 110	3



Cross

Code	Size	Pcs.
3211-crs-200000	ø20	240
3211-crs-250000	ø25	140
3211-crs-320000	ø32	75



PP-R Systems

Reduction Elbow

Code	Size	Pcs.
3211-elr-252000	ø25 x 20	300
3211-elr-322500	ø32 x 25	200



Wallplate Elbow - Double

Code	Size	Pcs.
3221-btt-200b00	ø20 x 1/2"	60
3221-btt-250b00	ø25 x 1/2"	55



Special Wallplate Elbow - Double

Code	Size	Pcs.
3221-bat-200b04	ø20 x 1/2"	48
3221-bat-250b04	ø25 x 1/2"	48



Special Wallplate Elbow - Double Grilled

Code	Size	Pcs.
3221-bat-200b05	ø20 x 1/2"	56
3221-bat-250b05	ø25 x 1/2"	50



Wallplate Elbow Female - Long

Code	Size	Pcs.
3221-btl-200b00	ø20 x 1/2"	75



Wallplate Elbow Female

Code	Size	Pcs.
3221-bat-200b01	ø20 x 1/2"	100
3221-bat-250b01	ø25 x 1/2"	80
3221-bat-250c01	ø25 x 3/4"	80



Wallplate Elbow Male

Code	Size	Pcs.
3221-btm-200b00	ø20 x 1/2"	100



Female Elbow

Code	Size	Pcs.
3221-efo-200b00	ø20 x 1/2"	160
3221-efo-200c00	ø20 x 3/4"	130
3221-efo-250b00	ø25 x 1/2"	120
3221-efo-250c00	ø25 x 3/4"	100
3221-efo-320c00	ø32 x 3/4"	60
3221-efo-321000	ø32 x 1"	56
3221-efo-401a06	ø40 x 1 1/4"	28



Male Elbow

Code	Size	Pcs.
3221-emo-200b00	ø20 x 1/2"	150
3221-emo-200c00	ø20 x 3/4"	110
3221-emo-250b00	ø25 x 1/2"	110
3221-emo-250c00	ø25 x 3/4"	100
3221-emo-320c00	ø32 x 3/4"	60
3221-emo-321000	ø32 x 1"	50
3221-emo-401a06	ø40 x 1 1/4"	24



PP-R Systems

Female Nipple

Code	Size	Pcs.
3221-nfo-200b00	ø20 x 1/2"	200
3221-nfo-200c00	ø20 x 3/4"	180
3221-nfo-250b00	ø25 x 1/2"	200
3221-nfo-250c00	ø25 x 3/4"	150
3221-nfo-320b00	ø32 x 1/2"	110
3221-nfo-320c00	ø32 x 3/4"	110
3221-nfo-321000	ø32 x 1"	90



Male Nipple

Code	Size	Pcs.
3221-nmo-200b00	ø20 x 1/2"	200
3221-nmo-200c00	ø20 x 3/4"	150
3221-nmo-250b00	ø25 x 1/2"	180
3221-nmo-250c00	ø25 x 3/4"	140
3221-nmo-320b00	ø32 x 1/2"	100
3221-nmo-320c00	ø32 x 3/4"	100
3221-nmo-321000	ø32 x 1"	90



Female Tee

Code	Size	Pcs.
3221-tfo-200b20	ø20 x 1/2" x 20	125
3221-tfo-200c20	ø20 x 3/4" x 20	100
3221-tfo-250b25	ø25 x 1/2" x 25	100
3221-tfo-250c25	ø25 x 3/4" x 25	80
3221-tfo-320c32	ø32 x 3/4" x 32	45
3221-tfo-321032	ø32 x 1" x 32	40
3221-tfo-401a40	ø40 x 1 1/4" x 40	20



Male Tee

Code	Size	Pcs.
3221-tmo-200b20	ø20 x 1/2" x 20	120
3221-tmo-200c20	ø20 x 3/4" x 20	90
3221-tmo-250b25	ø25 x 1/2" x 25	100
3221-tmo-250c25	ø25 x 3/4" x 25	80
3221-tmo-320c32	ø32 x 3/4" x 32	45
3221-tmo-321032	ø32 x 1" x 32	40
3221-tmo-401a40	ø40 x 1 1/4" x 40	18



Female Nipple - Octa

Code	Size	Pcs.
3221-nfo-321006	ø32 x 1"	70
3221-nfo-401a06	ø40 x 1 1/4"	40
3221-nfo-501b06	ø50 x 1 1/2"	30
3221-nfo-632006	ø63 x 2"	18
3221-nfo-752b06	ø75 x 2 1/2"	12
3221-nfo-903006	ø90 x 3"	7
3221-nfo-110406	ø110 x 4"	3



Male Nipple - Octa

Code	Size	Pcs.
3221-nmo-321006	ø32 x 1"	80
3221-nmo-401a06	ø40 x 1 1/4"	36
3221-nmo-501b06	ø50 x 1 1/2"	36
3221-nmo-632006	ø63 x 2"	15
3221-nmo-752b06	ø75 x 2 1/2"	8
3221-nmo-903006	ø90 x 3"	6
3221-nmo-110406	ø110 x 4"	3



Transition Nipple - Female

Code	Size	Pcs.
3251-tnf-200c00	ø20 x 3/4"	200
3251-tnf-251000	ø25 x 1"	200
3251-tnf-321a00	ø32 x 1 1/4"	125



Transition Nipple - Male

Code	Size	Pcs.
3251-tnm-200c00	ø20 x 3/4"	200
3251-tnm-251000	ø25 x 1"	200
3251-tnm-321a00	ø32 x 1 1/4"	150



PP-R Systems

Male Tail Nipple

Code	Size	Pcs.
3221-nmo-200b01	ø20 x 1/2"	100
3221-nmo-250c01	ø25 x 3/4"	80



Female Nipple for PE-X Connection

Code	Size	Pcs.
3221-nfo-200b16	ø20 x 16	180



Male Nipple for PE-X Connection

Code	Size	Pcs.
3221-nmt-200b16	ø20 x 16	250



Elbow with Loose Nut

Code	Size	Pcs.
3221-tue-200b00	ø20 x 1/2"	180
3221-tue-200c00	ø20 x 3/4"	150
3221-tue-250c00	ø25 x 3/4"	100
3221-tue-251000	ø25 x 1"	80
3221-tue-321000	ø32 x 1"	50
3221-tue-321a00	ø32 x 1 1/4"	40



Nipple with Loose Nut

Code	Size	Pcs.
3221-tun-200b00	ø20 x 1/2"	210
3221-tun-200c00	ø20 x 3/4"	210
3221-tun-250c00	ø25 x 3/4"	150
3221-tun-251000	ø25 x 1"	80
3221-tun-321000	ø32 x 1"	80
3221-tun-321a00	ø32 x 1 1/4"	80



PP-R Systems

Tee with Loose Nut

Code	Size	Pcs.
3221-tut-200b00	ø20 x 1/2" x 20	150
3221-tut-200c00	ø20 x 3/4" x 20	80
3221-tut-250c00	ø25 x 3/4" x 25	60
3221-tut-251000	ø25 x 1" x 25	60
3221-tut-321000	ø32 x 1" x 32	40
3221-tut-321a00	ø32 x 1 1/4" x 32	30



Filter - Female / Female

Code	Size	Pcs.
3221-flt-200001	ø20	100
3221-flt-250001	ø25	60
3221-flt-320001	ø32	30



Filter - Male / Female

Code	Size	Pcs.
3221-flt-200000	ø20	100
3221-flt-250000	ø25	60
3221-flt-320000	ø32	30



Sealed Filter - Female / Female

Code	Size	Pcs.
3221-fls-200001	ø20	100
3221-fls-250001	ø25	60
3221-fls-320001	ø32	30



Sealed Filter - Male / Female

Code	Size	Pcs.
3221-fls-200000	ø20	100
3221-fls-250000	ø25	50
3221-fls-320000	ø32	30



PP-R Systems

Ball Valve for Radiator - Straight

Code	Size	Pcs.
3241-vlr-200b00	ø20 x 1/2"	60
3241-vlr-200c00	ø20 x 3/4"	60
3241-vlr-250b00	ø25 x 1/2"	60
3241-vlr-250c00	ø25 x 3/4"	50



Ball Valve for Radiator - Elbow

Code	Size	Pcs.
3241-vre-200b00	ø20 x 1/2"	60
3241-vre-200c00	ø20 x 3/4"	50
3241-vre-250b00	ø25 x 1/2"	50
3241-vre-250c00	ø25 x 3/4"	40

Only
by
kalde®



Valve for Radiator - Straight

Code	Size	Pcs.
3241-vsr-200b00	ø20 x 1/2"	60



Valve for Radiator - Elbow

Code	Size	Pcs.
3241-vse-200b00	ø20 x 1/2"	60



Elbow with Transition Union for Radiator

Code	Size	Pcs.
3221-tre-200b00	ø20 x 1/2"	100



Boiler Set

Code	Size	Pcs.
3261-kmb-000008	Fittings Nipple for Boiler 8	12
3261-kmb-000010	Fittings Nipple for Boiler 10	12
3261-kme-000008	Fittings Elbow for Boiler 8	12
3261-kme-000010	Fittings Elbow for Boiler 10	12
3261-knm-000008	Fittings Male Nipple for Boiler 8	12
3261-knm-000010	Fittings Male Nipple for Boiler 10	12
3261-kem-000008	Fittings Male Elbow for Boiler 8	12
3261-kem-000010	Fittings Male Elbow for Boiler 10	12



Eco Boiler Set with Metal

Code	Size	Pcs.
3261-kmb-100008	Fittings Nipple for Boiler 8	24
3261-kmb-100010	Fittings Nipple for Boiler 10	24
3261-kme-100008	Fittings Elbow for Boiler 8	24
3261-kme-100010	Fittings Elbow for Boiler 10	24



Ball Valve

Code	Size	Pcs.
3241-vlb-200003	ø20	60
3241-vlb-250003	ø25	50
3241-vlb-320003	ø32	25
3241-vlb-400003	ø40	15
3241-vlb-500003	ø50	10
3241-vlb-630003	ø63	6
3241-vlb-750003	ø75	5



Ball Valve - Long

Code	Size	Pcs.
3241-vlb-200002	ø20	40
3241-vlb-250002	ø25	30



PP-R Systems

Ball Valve with Female Nipple

Code	Size	Pcs.
3241-vlb-200b04	ø20 x 1/2"	55
3241-vlb-250c04	ø25 x 3/4"	45
3241-vlb-321004	ø32 x 1"	20



Ball Valve with Male Nipple

Code	Size	Pcs.
3241-vlb-200b05	ø20 x 1/2"	50
3241-vlb-250c05	ø25 x 3/4"	40

New
by
kalde®



Mini Ball Valve - Butterfly

Code	Size	Pcs.
3241-vlm-200001	ø20 ●	120
3241-vlm-200002	ø20 ●	120
3241-vlm-250001	ø25 ●	80
3241-vlm-250002	ø25 ●	80
3241-vlm-320001	ø32 ●	40
3241-vlm-320002	ø32 ●	40

Only
by
kalde®



Mini Ball Valve

Code	Size	Pcs.
3241-vlm-200000	ø20	100
3241-vlm-250000	ø25	75
3241-vlm-320000	ø32	40

New
by
kalde®



Valve

Code	Size	Pcs.
3241-vlf-200000	ø20	40
3241-vlf-250000	ø25	30
3241-vlf-320000	ø32	20
3241-vlf-400000	ø40	15



Chrome-Plated Valve - Hidden

Code	Size	Pcs.
3241-vle-200000	ø20 x 1/2"	45
3241-vle-250000	ø25 x 3/4"	35
3241-vle-320000	ø32 x 1"	25




Chrome-Plated Valve

Code	Size	Pcs.
3241-vlk-200000	ø20 x 1/2"	30
3241-vlk-250000	ø25 x 3/4"	25
3241-vlk-320000	ø32 x 1"	20



PP Manifold

Code	Size		Pcs.
931-set-1400220	2 ways	● ●	9
931-set-1400320	3 ways	● ● ●	6
931-set-1400420	4 ways	● ● ● ●	5
931-set-1400520	5 ways	● ● ● ● ●	4
931-set-1400620	6 ways		3
931-set-1400720	7 ways		3
931-set-1400820	8 ways		3



Valve - Laundry

Code	Size	Pcs.
3243-vlc-0b0c00	ø1/2" x 3/4"	45

Only by kalde®



Transition Union - Female

Code	Size	Pcs.
3271-tuf-200b00	ø20 x 1/2"	200
3271-tuf-250c00	ø25 x 3/4"	120
3271-tuf-321000	ø32 x 1"	80
3271-tuf-401a00	ø40 x 1 1/4"	50
3251-tuf-200b00	ø20 x 1/2"	200
3251-tuf-200c00	ø20 x 3/4"	200
3251-tuf-250b00	ø25 x 1/2"	120
3251-tuf-250c00	ø25 x 3/4"	100
3251-tuf-251000	ø25 x 1"	120
3251-tuf-320c00	ø32 x 3/4"	100
3251-tuf-321000	ø32 x 1"	80
3251-tuf-321a00	ø32 x 1 1/4"	80
3251-tuf-401a00	ø40 x 1 1/4"	50
3251-tuf-501b00	ø50 x 1 1/2"	36
3251-tuf-632000	ø63 x 2"	14
3251-tuf-752b00	ø75 x 2 1/2"	12
3251-tuf-903000	ø90 x 3"	6
3251-tuf-110400	ø110 x 4"	3

Only
by
kalde®



Transition Union - Male

Code	Size	Pcs.
3271-tum-200b00	ø20 x 1/2"	200
3271-tum-250c00	ø25 x 3/4"	120
3271-tum-321000	ø32 x 1"	80
3271-tum-401a00	ø40 x 1 1/4"	40
3251-tum-200b00	ø20 x 1/2"	180
3251-tum-200c00	ø20 x 3/4"	200
3251-tum-250b00	ø25 x 1/2"	120
3251-tum-250c00	ø25 x 3/4"	100
3251-tum-251000	ø25 x 1"	100
3251-tum-320c00	ø32 x 3/4"	80
3251-tum-321000	ø32 x 1"	70
3251-tum-321a00	ø32 x 1 1/4"	70
3251-tum-401a00	ø40 x 1 1/4"	40
3251-tum-501b00	ø50 x 1 1/2"	30
3251-tum-632000	ø63 x 2"	14
3251-tum-752b00	ø75 x 2 1/2"	8
3251-tum-903000	ø90 x 3"	5
3251-tum-110400	ø110 x 4"	3



PP-R Systems

Coupling with Loose Nut

Code	Size	Pcs.
3251 -mft- 200000	ø20	150
3251 -mft- 250000	ø25	90
3251 -mft- 320000	ø32	60



Flange Set

Code	Size	Pcs.
3221-sls-500000	ø50	25
3221-sls-630000	ø63	15
3221-sls-750000	ø75	10
3221-sls-900000	ø90	10
3221-sls-110000	ø110	6



Single Bracket

Code	Size	Pcs.
3592-bck-160001	ø16	5000
3592-bck-202201	ø20 x 22	5000
3592-bck-252701	ø25 x 27	5000
3592-bck-323401	ø32 x 34	2000
3592-bck-404201	ø40 x 42	2000
3592-bck-505201	ø50 x 52	1500



Double Bracket

Code	Size	Pcs.
3592-bck-160000	ø16 x 16	3000
3592-bck-202200	ø20 x 22	2500
3592-bck-252700	ø25 x 27	2000
3592-bck-323400	ø32 x 34	1000



PP-R Systems

Stopend

Code	Size	Pcs.
3291-ste-200000	ø20	1125
3291-ste-250000	ø25	750
3291-ste-320000	ø32	375
3291-ste-400000	ø40	220
3291-ste-500000	ø50	115
3291-ste-630000	ø63	60
3291-ste-750000	ø75	36
3291-ste-900000	ø90	24
3291-ste-110000	ø110	12



Stopend

Code	Size	Pcs.
3291-ste-200b00	ø20 x 1/2"	800
3291-ste-250c00	ø25 x 3/4"	600
3291-ste-321000	ø32 x 1"	400



Stopend

Code	Size	Pcs.
3291-stu-200000	ø20 x 1/2"	275



Welding Machine

Code	Size	Pcs.
3292-wmh-000001	Standard	
3292-wmh-000000	Model 2006	5



Welding Apparatus

Code	Size	Pcs.
3292-die-200000	ø20	1
3292-die-250000	ø25	1
3292-die-320000	ø32	1
3292-die-400000	ø40	1
3292-die-500000	ø50	1
3292-die-630000	ø63	1
3292-die-750000	ø75	1
3292-die-900000	ø90	1
3292-die-110000	ø110	1



Tube Sharpener



Code	Size	Pcs.
3292-shv-202500	ø20 x 25	
3292-shv-324000	ø32 x 40	
3292-shv-506300	ø50 x 63	
3292-shv-759000	ø75 x 90	



Scissors

Code	Size	Pcs.
3592-sss-000002	16 / 42	100
3592-sss-000003	16 / 42 Automatic	50





Floor Heating Systems

Floor Heating Systems

PE-X Tube and Fittings

PE-X and Spiral Pipes

Code	Size	Pcs.
3512-pxb-162016	PE-X \varnothing 16 x 2	160
3518-pxs-162010	PE-X \varnothing 16 x 2 S ●	100
3517-pxs-162010	PE-X \varnothing 16 x 2 S ●	100
3512-pxo-162016	PE-X \varnothing 16 x 2 O	160
3518-pos-162010	PE-X \varnothing 16 x 2 S+O ●	100
3517-pos-162010	PE-X \varnothing 16 x 2 S+O ●	100
3512-spb-190010	Spiral \varnothing 19 ●	100
3512-spr-190010	Spiral \varnothing 19 ●	100



S= Spiral covered O= Oksygen barriered

PE-RT and Spiral Pipes

Code	Size	Pcs.
3852-prb-162024	PE-RT 16 x 2	240
3858-prs-162010	PE-RT 16 x 2 S ●	100
3857-prs-162010	PE-RT 16 x 2 S ●	100
3852-pro-162024	PE-RT 16 x 2 O	240
3858-pos-162010	PE-RT 16 x 2 S+C ●	100
3857-pos-162010	PE-RT 16 x 2 S+C ●	100



S= Spiral covered O= Oksygen barriered

Pipe Fixture for PE-X

Code	Size	Pcs.
3595-pfp-250000	for Spiral	5000



Angle Pipe Guide

Code	Size	Pcs.
3595-ccr-000000	\varnothing 16	250



Floor Heating Systems

By-Pass

Code	Size	Pcs.
3411-byp-160b00	ø16 x 1/2"	20



Taps Terminal Elbow

Code	Size	Pcs.
3411-elc-0b0100	1/2" x 105° Short	75
3411-elc-0b0105	1/2" x 105° Long	75



Connection Tube Upper Coupling

Code	Size	Pcs.
3411-cnt-150b00	ø15 x 1/2"	200



Connection Tube Lower Coupling

Code	Size	Pcs.
3411-cnt-151600	ø15 / 16 x 2	125



Connection Tube Upper Elbow

Code	Size	Pcs.
3411-cne-150b00	ø15 x 1/2"	150



Wall Plate Elbow

Code	Size	Pcs.
3411-ewf-160b00	ø16 x 1/2"	75



Floor Heating Systems

Self Valved Manifolds - Blue - Standard Type

Code	Size	Pcs.
3312-vpf-100216	1" 2 Ways	20
3312-vpf-100316	1" 3 Ways	15
3312-vpf-100416	1" 4 Ways	10
3312-vpf-100516	1" 5 Ways	10
3312-vpf-100616	1" 6 Ways	10
3312-vpf-100716	1" 7 Ways	5
3312-vpf-100816	1" 8 Ways	5
3312-vpf-100916	1" 9 Ways	5
3312-vpf-101016	1" 10 Ways	5
3312-vpf-101116	1" 11 Ways	5
3312-vpf-101216	1" 12 Ways	5
3312-vpf-101316	1" 13 Ways	5
3312-vpf-1a0216	1 1/4" 2 Ways	16
3312-vpf-1a0316	1 1/4" 3 Ways	12
3312-vpf-1a0416	1 1/4" 4 Ways	8
3312-vpf-1a0516	1 1/4" 5 Ways	8
3312-vpf-1a0616	1 1/4" 6 Ways	8
3312-vpf-1a0716	1 1/4" 7 Ways	4
3312-vpf-1a0816	1 1/4" 8 Ways	4
3312-vpf-1a0916	1 1/4" 9 Ways	4
3312-vpf-1a1016	1 1/4" 10 Ways	4
3312-vpf-1a1116	1 1/4" 11 Ways	4
3312-vpf-1a1216	1 1/4" 12 Ways	4
3312-vpf-1a1316	1 1/4" 13 Ways	4



Floor Heating Systems

Self Valved Manifolds - Red - Standard Type

Code	Size	Pcs.
3313-vpf-100216	1" 2 Ways	20
3313-vpf-100316	1" 3 Ways	15
3313-vpf-100416	1" 4 Ways	10
3313-vpf-100516	1" 5 Ways	10
3313-vpf-100616	1" 6 Ways	10
3313-vpf-100716	1" 7 Ways	5
3313-vpf-100816	1" 8 Ways	5
3313-vpf-100916	1" 9 Ways	5
3313-vpf-101016	1" 10 Ways	5
3313-vpf-101116	1" 11 Ways	5
3313-vpf-101216	1" 12 Ways	5
3313-vpf-101316	1" 13 Ways	5
3313-vpf-1a0216	1 1/4" 2 Ways	16
3313-vpf-1a0316	1 1/4" 3 Ways	12
3313-vpf-1a0416	1 1/4" 4 Ways	8
3313-vpf-1a0516	1 1/4" 5 Ways	8
3313-vpf-1a0616	1 1/4" 6 Ways	8
3313-vpf-1a0716	1 1/4" 7 Ways	4
3313-vpf-1a0816	1 1/4" 8 Ways	4
3313-vpf-1a0916	1 1/4" 9 Ways	4
3313-vpf-1a1016	1 1/4" 10 Ways	4
3313-vpf-1a1116	1 1/4" 11 Ways	4
3313-vpf-1a1216	1 1/4" 12 Ways	4
3313-vpf-1a1316	1 1/4" 13 Ways	4



Floor Heating Systems

Bracket

Code	Size	Pcs.
3391-bck-0c0000	3/4"	75
3391-bck-100000	1"	100
3391-bck-100001	1" Light	100
3391-bck-1a0000	1 1/4"	60



Ball Valve with Thermocouple

Code	Size	Pcs.
3391-bvt-100000	1"	30



Stopend

Code	Size	Pcs.
3391-ste-0c0000	3/4"	300
3391-ste-100000	1"	200
3391-ste-1a0000	1 1/4"	125



PE-X Stopend / AL PE-X Stopend

Code	Size	Pcs.
3391-ste-160000	ø16 x 2 PE-X	400
3391-ste-160001	ø16 x 2 AL PE-X	250



Tee

Code	Size	Pcs.
3391-tep-100000	1"	75
3391-tep-1a0000	1 1/4"	75



Floor Heating Systems

Air Vent

Code	Size	Pcs.
3391-pur-0e0000	1/8"	750
3391-pur-0a0000	1/4"	500
3391-pur-0d0000	3/8"	500
3391-pur-0b0000	1/2"	400



Air Vent Mechanic

Code	Size	Pcs.
3391-pur-0a0001	1/4"	500
3391-pur-0e0002	1/8"	500



Spiral PE-X Stopend





Code	Size	Pcs.
3592-pxs-160000	ø16	1000



Cabinet

Code	Size	Pcs.
3392-cab-400000	40 x 70 x 11	1
3392-cab-600000	60 x 70 x 11	1
3392-cab-800000	80 x 70 x 11	1





PVC-U Systems

PVC-U Systems

3.2 Waste Water Pipe and Fittings

PVC-U Pipe / Type B

Code	Size	Pcs.
5203-tbe-xk0150	ø50	100
5203-tbe-xk0250	ø50	80
5203-tbe-xk0500	ø50	50
5203-tbe-0k1000	ø50	10
5203-tbe-0k2000	ø50	10
5203-tbe-0k3000	ø50	10
5203-tbe-0k6000	ø50	1
5203-tbe-xl0150	ø75	40
5203-tbe-xl0250	ø75	35
5203-tbe-0l0500	ø75	30
5203-tbe-0l1000	ø75	5
5203-tbe-0l2000	ø75	5
5203-tbe-0l3000	ø75	5
5203-tbe-0l6000	ø75	1
5203-tbe-xm0150	ø110	25
5203-tbe-xm0250	ø110	15
5203-tbe-0m0500	ø110	14
5203-tbe-0m1000	ø110	5
5203-tbe-0m2000	ø110	5
5203-tbe-0m3000	ø110	2
5203-tbe-0m6000	ø110	1
5203-tbe-xn0250	ø125	12
5203-tbe-0n0500	ø125	10
5203-tbe-0n1000	ø125	2
5203-tbe-0n2000	ø125	2
5203-tbe-0n3000	ø125	2
5203-tbe-0n6000	ø125	1
5203-tbe-0p0250	ø160	8
5203-tbe-0p0500	ø160	6
5203-tbe-0p1000	ø160	2
5203-tbe-0p2000	ø160	2
5203-tbe-0p3000	ø160	2
5203-tbe-0p6000	ø160	1



PVC-U Pipe / Type B

Code	Size	Pcs.
5203-tbe-0r0250	ø200	4
5203-tbe-0r0500	ø200	4
5203-tbe-0r1000	ø200	2
5203-tbe-0r2000	ø200	2
5203-tbe-0r3000	ø200	2
5203-tbe-0r6000	ø200	1
5203-tbe-0s0250	ø250	3
5203-tbe-0s0500	ø250	3
5203-tbe-0s1000	ø250	1
5203-tbe-0s2000	ø250	1
5203-tbe-0s3000	ø250	1
5203-tbe-0s6000	ø250	1



PVC-U Elbow 87°

Code	Size	Pcs.
5213-elb-xk0087	ø50	150
5213-elb-xl0087	ø75	75
5213-elb-xm0087	ø110	25
5213-elb-xn0087	ø125	15
5213-elb-xp0087	ø160	10
5213-elb-xr0087	ø200	4
5213-elb-0s0087	ø250	2



PVC-U Elbow 45°

Code	Size	Pcs.
5213-elb-xk0045	ø50	200
5213-elb-xl0045	ø75	75
5213-elb-xm0045	ø110	30
5213-elb-xn0045	ø125	20
5213-elb-xp0045	ø160	10
5213-elb-xr0045	ø200	5
5213-elb-0s0045	ø250	3



PVC-U Double Branch 87°

Code	Size	Pcs.
5213-dbr-xm0m87	ø110/110	8



PVC-U Double Branch 45°

Code	Size	Pcs.
5213-dbr-xk0k45	ø50/50	60
5213-dbr-0l0k45	ø75/50	20
5213-dbr-xl0l45	ø75/75	20
5213-dbr-xm0k45	ø110/50	20
5213-dbr-0m0l45	ø110/75	10
5213-dbr-xm0m45	ø110/110	8
5213-dbr-0n0k45	ø125/50	15
5213-dbr-0n0l45	ø125/75	10
5213-dbr-xn0m45	ø125/110	6
5213-dbr-0n0n45	ø125/125	5
5213-dbr-0p0k45	ø160/50	5
5213-dbr-0p0l45	ø160/75	5
5213-dbr-0p0m45	ø160/110	4
5213-dbr-0p0n45	ø160/125	4
5213-dbr-0p0p45	ø160/160	4
5213-dbr-0r0m45	ø200/110	3
5213-dbr-0r0n45	ø200/125	3
5213-dbr-0r0p45	ø200/160	3
5213-dbr-0r0r45	ø200/200	3
5213-dbr-0s0m45	ø250/110	3
5213-dbr-0s0n45	ø250/125	3
5213-dbr-0s0p45	ø250/160	3
5213-dbr-0s0r45	ø250/200	3
5213-dbr-0s0s45	ø250/250	3



PVC-U Single Branch 45°

Code	Size	Pcs.
5213-sbr-xk0k45	ø50/50	80
5213-sbr-xl0k45	ø75/50	50
5213-sbr-xl0l45	ø75/75	20
5213-sbr-xm0k45	ø110/50	15
5213-sbr-xm0l45	ø110/75	15
5213-sbr-xm0m45	ø110/110	10
5213-sbr-xn0k45	ø125/50	15
5213-sbr-0n0l45	ø125/75	10
5213-sbr-xn0m45	ø125/110	10
5213-sbr-xn0n45	ø125/125	8
5213-sbr-0p0k45	ø160/50	8
5213-sbr-0p0l45	ø160/75	8
5213-sbr-xp0m45	ø160/110	6
5213-sbr-xp0n45	ø160/125	5
5213-sbr-xp0p45	ø160/160	4
5213-sbr-xr0m45	ø200/110	4
5213-sbr-xr0n45	ø200/125	4
5213-sbr-0r0p45	ø200/160	4
5213-sbr-xr0r45	ø200/200	4
5213-sbr-0s0m45	ø250/110	3
5213-sbr-0s0n45	ø250/125	3
5213-sbr-0s0p45	ø250/160	3
5213-sbr-0s0r45	ø250/200	3
5213-sbr-0s0s45	ø250/250	3



PVC-U Sigle Branch 87°

Code	Size	Pcs.
5213-sbr-xk0k87	ø50 x 50	100
5213-sbr-xl0k87	ø75 x 50	30
5213-sbr-xl0l87	ø75 x 75	20
5213-sbr-xm0k87	ø110 x 50	15
5213-sbr-xm0l87	ø110 x 75	20
5213-sbr-xm0m87	ø110 x 110	15
5213-sbr-0n0k87	ø125 x 50	10
5213-sbr-0n0l87	ø125 x 75	15
5213-sbr-0n0m87	ø125 x 110	10
5213-sbr-0n0n87	ø125 x 125	10
5213-sbr-0p0k87	ø160 x 50	10
5213-sbr-0p0l87	ø160 x 75	8
5213-sbr-xp0m87	ø160 x 110	6
5213-sbr-0p0n87	ø160 x 125	6
5213-sbr-xp0p87	ø160 x 160	5
5213-sbr-0r0m87	ø200 x 110	6
5213-sbr-0r0n87	ø200 x 125	4
5213-sbr-0r0p87	ø200 x 160	4
5213-sbr-0r0r87	ø200 x 200	4
5213-sbr-0s0m87	ø250 x 110	3
5213-sbr-0s0n87	ø250 x 125	3
5213-sbr-0s0p87	ø250 x 160	3
5213-sbr-0s0r87	ø250 x 200	3
5213-sbr-0s0s87	ø250 x 250	3



PVC-U Reduction

Code	Size	Pcs.
5213-rdc-xl0k00	75/50	100
5213-rdc-xm0k00	110/50	60
5213-rdc-xm0l00	110/75	60
5213-rdc-0n0l00	125/75	40
5213-rdc-xn0m00	125/110	30
5213-rdc-0p0l00	160/75	25
5213-rdc-xp0m00	160/110	25
5213-rdc-xp0n00	160/125	25
5213-rdc-0r0m00	200/110	15
5213-rdc-0r0n00	200/125	15
5213-rdc-xr0p00	200/160	15
5213-rdc-0s0p00	250/160	10
5213-rdc-0s0r00	250/200	10



PVC-U Sliding Coupling

Code	Size	Pcs.
5213-soc-xk0000	ø50	200
5213-soc-xl0000	ø75	100
5213-soc-xm0000	ø110	30
5213-soc-xn0000	ø125	25
5213-soc-xp0000	ø160	10
5213-soc-xr0000	ø200	8



PVC-U S

Code	Size	Pcs.
5213-spi-xm0087	ø110	10



PVC-U Check Valve

Code	Size	Pcs.
5213-cvl-0m0000	ø110	1
5213-cvl-0n0000	ø125	1
5213-cvl-0p0000	ø160	1
5213-cvl-0r0000	ø200	1



PVC-U Cleaning Part

Code	Size	Pcs.
5213-clp-0l0000	ø75	25
5213-clp-0m0000	ø110	15
5213-clp-0n0000	ø125	10
5213-clp-0p0000	ø160	5
5213-clp-0r0000	ø200	5



PVC-U Cleaning Elbow 87°

Code	Size	Pcs.
5213-elp-0m0000	ø110	15



Kada

Code	Size	Pcs.
5213-cad-0m0000	ø110	100



Stopend

Code	Size	Pcs.
5213-ste-xk0000	ø50	500
5213-ste-xl0000	ø75	400
5213-ste-xm0000	ø110	150
5213-ste-0n0000	ø125	100
5213-ste-0p0000	ø160	80
5213-ste-0r0000	ø200	30
5213-ste-0s0000	ø250	10



PVC-U Air Chimney

Code	Size	Pcs.
5213-arh-0l00000	ø75	30
5213-arh-0m0000	ø110	18



Clamp

Code	Size	Pcs.
5213-bcc-0k0000	ø50	500
5213-bcc-0l0000	ø75	200
5213-bcc-0m0000	ø110	100
5213-bcc-0n0000	ø125	100
5213-bcc-0p0000	ø160	50
5213-bcc-0r0000	ø200	40



Adapter Joint

Code	Size	Pcs.
5213-aru-0k0000	ø50	200



Joint

Code	Size	Pcs.
5213-rur-0k0000	ø50	7000
5213-rur-0l0000	ø75	5000
5213-rur-0m0000	ø110	2500
5213-rur-0n0000	ø125	2000
5213-rur-0p0000	ø160	1000
5213-rur-0r0000	ø200	700
5213-rur-0s0000	ø250	250



PVC-U Systems

2.2 Waste Water Pipe System



Sedef PVC-U Pipe

Code	Size	Pcs.
6203-tbs-xk0500	ø50	50
6203-tbs-0k1000	ø50	10
6203-tbs-0k2000	ø50	10
6203-tbs-0k3000	ø50	10
6203-tbs-0k6000	ø50	5
6203-tbs-0l0500	ø75	30
6203-tbs-0l1000	ø75	5
6203-tbs-0l2000	ø75	5
6203-tbs-0l3000	ø75	5
6203-tbs-0l6000	ø75	5
6203-tbs-0m0500	ø110	14
6203-tbs-0m1000	ø110	5
6203-tbs-0m2000	ø110	5
6203-tbs-0m3000	ø110	5
6203-tbs-0m6000	ø110	5
6203-tbs-0n0500	ø125	10
6203-tbs-0n1000	ø125	5
6203-tbs-0n2000	ø125	5
6203-tbs-0n3000	ø125	5
6203-tbs-0n6000	ø125	5





Sound Insulated Piping Systems

Sound Insulated Piping Systems

Kalde-Mute 3K Waste Water Pipe and Fittings

Kalde-Mute 3K Tube

Code	Size	Pcs.
4308-tbm-0k0150	ø50	
4308-tbm-0k0250	ø50	
4308-tbm-0k0500	ø50	
4308-tbm-0k1000	ø50	
4308-tbm-0k2000	ø50	
4308-tbm-0k3000	ø50	
4308-tbm-0l0150	ø75	
4308-tbm-0l0250	ø75	
4308-tbm-0l0500	ø75	
4308-tbm-0l1000	ø75	
4308-tbm-0l2000	ø75	
4308-tbm-0l3000	ø75	
4308-tbm-0m0150	ø110	
4308-tbm-0m0250	ø110	
4308-tbm-0m0500	ø110	
4308-tbm-0m1000	ø110	
4308-tbm-0m2000	ø110	
4308-tbm-0m3000	ø110	
4308-tbm-0n0250	ø125	
4308-tbm-0n0500	ø125	
4308-tbm-0n1000	ø125	
4308-tbm-0n2000	ø125	
4308-tbm-0n3000	ø125	
4308-tbm-0p0150	ø160	
4308-tbm-0p0250	ø160	
4308-tbm-0p0500	ø160	
4308-tbm-0p1000	ø160	
4308-tbm-0p2000	ø160	
4308-tbm-0p3000	ø160	
4308-tbm-0r0500	ø200	
4308-tbm-0r1000	ø200	
4308-tbm-0r2000	ø200	
4308-tbm-0r3000	ø200	



Sound Insulated Piping Systems

Kalde-Mute 3K Elbow 45°

Code	Size	Pcs.
4318-elb-0k0045	ø50	100
4318-elb-0l0045	ø75	50
4318-elb-0m0045	ø110	25
4318-elb-0n0045	ø125	20
4318-elb-0p0045	ø160	7
4318-elb-0r0045	ø200	



Kalde-Mute 3K Elbow 87°

Code	Size	Pcs.
4318-elb-0k0087	ø50	100
4318-elb-0l0087	ø75	50
4318-elb-0m0087	ø110	25
4318-elb-0n0087	ø125	20
4318-elb-0p0087	ø160	7
4318-elb-0r0087	ø200	



Kalde-Mute 3K Single Branch 45°

Code	Size	Pcs.
4318-sbr-0k0k45	ø50/50	50
4318-sbr-0l0k45	ø75/50	
4318-sbr-0l0l45	ø75/75	50
4318-sbr-0m0k45	ø110/50	
4318-sbr-0m0l45	ø110/75	30
4318-sbr-0m0m45	ø110/110	25
4318-sbr-0n0m45	ø125/110	15
4318-sbr-0n0n45	ø125/125	15
4318-sbr-0p0m45	ø160/110	10
4318-sbr-0p0n45	ø160/125	
4318-sbr-0p0p45	ø160/160	8
4318-sbr-0r0m45	ø200/110	8
4318-sbr-0r0n45	ø200/125	4
4318-sbr-0r0p45	ø200/160	4
4318-sbr-0r0r45	ø200/200	



Sound Insulated Piping Systems

Kalde-Mute 3K Single Branch 87°

Code	Size	Pcs.
4318-sbr-0k0k87	ø50/50	80
4318-sbr-0l0k87	ø75/50	25
4318-sbr-0l0l87	ø75/75	
4318-sbr-0m0k87	ø110/50	20
4318-sbr-0m0l87	ø110/75	20
4318-sbr-0m0m87	ø110/110	15
4318-sbr-0n0n87	ø125/125	
4318-sbr-0p0m87	ø160/110	



Kalde-Mute 3K Double Branch 45°

Code	Size	Pcs.
4318-dbr-0k0k45	ø50/50	
4318-dbr-0l0l45	ø75/75	
4318-dbr-0m0k45	ø110/50	
4318-dbr-0m0m45	ø110/110	
4318-dbr-0n0m45	ø125/110	
4318-dbr-0p0m45	ø160/110	



Kalde-Mute 3K Reduction

Code	Size	Pcs.
4318-rdc-0l0k00	ø75/50	100
4318-rdc-0m0k00	ø110/50	40
4318-rdc-0m0l00	ø110/75	40
4318-rdc-0n0m00	ø125/110	20
4318-rdc-0p0m00	ø160/110	15
4318-rdc-0p0n00	ø160/125	15
4318-rdc-0r0p00	ø200/160	



Kalde-Mute 3K S 87°

Code	Size	Pcs.
4318-spl-0m0087	ø110/87°	8



Sound Insulated Piping Systems

Kalde-Mute 3K Stopend

Code	Size	Pcs.
4318-ste-0k0000	ø50	100
4318-ste-0l0000	ø75	75
4318-ste-0m0000	ø110	50
4318-ste-0n0000	ø125	
4318-ste-0p0000	ø160	



Kalde-Mute 3K Sliding Coupling

Code	Size	Pcs.
4318-soc-0k0000	ø50	100
4318-soc-0l0000	ø75	
4318-soc-0m0000	ø110	
4318-soc-0n0000	ø125	75
4318-soc-0p0000	ø160	25
4318-soc-0r0000	ø200	20





General Brass Fittings

General Brass Fittings

Male Securing

Code	Size	Pcs.
3451-sec-160000	ø16	250
3451-sec-200000	ø20	200
3451-sec-250000	ø25	100
3451-sec-320000	ø32	60
3451-sec-400000	ø40	35



Female Securing

Code	Size	Pcs.
3451-sef-160000	ø16	250
3451-sef-200000	ø20	200
3451-sef-250000	ø25	100
3451-sef-320000	ø32	60
3451-sef-400000	ø40	35



Securing

Code	Size	Pcs.
3451-see-160000	ø16	150
3451-see-200000	ø20	100
3451-see-250000	ø25	70
3451-see-320000	ø32	45
3451-see-400000	ø40	20



Coupling

Code	Size	Pcs.
3811-muf-0b0000	1/2"	200
3811-muf-0c0000	3/4"	150
3811-muf-100000	1"	80
3811-muf-1a0000	1 1/4"	45
3811-muf-1b0000	1 1/2"	36
3811-muf-200001	2"	18



General Brass Fittings

Nipple

Code	Size	Pcs.
3811-npl-0d0000	3/8"	500
3811-npl-0b0000	1/2"	300
3811-npl-0c0000	3/4"	200
3811-npl-100000	1"	100
3811-npl-1a0000	1 1/4"	60
3811-npl-1b0000	1 1/2"	36
3811-npl-200000	2"	25



Elbow Female / Female

Code	Size	Pcs.
3811-efo-0b0000	1/2"	125
3811-efo-0c0000	3/4"	65
3811-efo-100000	1"	35
3811-efo-1a0000	1 1/4"	20
3811-efo-1b0000	1 1/2"	20
3811-efo-200000	2"	12



Elbow Female / Male

Code	Size	Pcs.
3811-emo-0b0000	1/2"	120
3811-emo-0c0000	3/4"	80
3811-emo-100000	1"	40
3811-emo-1a0000	1 1/4"	20
3811-emo-1b0000	1 1/2"	15
3811-emo-200000	2"	10



Elbow Male / Male

Code	Size	Pcs.
3811-emm-0b0000	1/2"	100
3811-emm-0c0000	3/4"	80
3811-emm-100000	1"	45



General Brass Fittings

Reducing Coupling

Code	Size	Pcs.
3811-mur-0b0d00	3/8"	200
3811-mur-0c0b00	1/2"	150
3811-mur-100b00	1/2"	100
3811-mur-100c00	3/4"	100
3811-mur-1a0b00	1/2"	80
3811-mur-1a0c00	3/4"	80
3811-mur-1a1000	1"	80
3811-mur-1b1000	1"	50
3811-mur-1b1a00	1 1/4"	45
3811-mur-201000	1"	40
3811-mur-201a00	1 1/4"	30
3811-mur-201b00	1 1/2"	30



Reducing

Code	Size	Pcs.
3811-rdc-0a0b00	1/4"	400
3811-rdc-0d0b00	3/8"	400
3811-rdc-0b0c00	1/2"	300
3811-rdc-0b1000	1/2"	150
3811-rdc-0c1000	3/4"	150
3811-rdc-0b1a00	1/2"	70
3811-rdc-1a0c00	3/4"	80
3811-rdc-1a1000	1"	100
3811-rdc-0b1b00	1/2"	70
3811-rdc-0c1b00	3/4"	80
3811-rdc-1b1000	1"	65
3811-rdc-1b1a00	1 1/4"	65
3811-rdc-200b00	1/2"	35
3811-rdc-200c00	3/4"	35
3811-rdc-201000	1"	30
3811-rdc-1a2000	1 1/4"	40
3811-rdc-1b2000	1 1/2"	40



General Brass Fittings

Reducing Nipple

Code	Size	Pcs.
3811-rdn-0b0d00	12	300
3811-rdn-0c0d00	12	300
3811-rdn-0c0b00	16,5	200
3811-rdn-100b00	16,5	120
3811-rdn-100c00	21,5	100
3811-rdn-1a0b00	16,5	70
3811-rdn-1a0c00	21,5	70
3811-rdn-1a1000	26,5	60
3811-rdn-0b1b00	16,5	60
3811-rdn-0c1b00	21,5	50
3811-rdn-1b1000	26,5	60
3811-rdn-1b1a00	35	50
3811-rdn-200b00	16,5	40
3811-rdn-200c00	21,5	40
3811-rdn-201000	26,5	40
3811-rdn-201a00	35	32
3811-rdn-201b00	40,5	30



Invert Reducing

Code	Size	Pcs.
3811-ird-0c0b00	1/2"	200
3811-ird-100b00	1/2"	100
3811-ird-100c00	3/4"	100
3811-ird-1a0c00	3/4"	90
3811-ird-1a1000	1"	80
3811-ird-1b1000	1"	60
3811-ird-0b0d00	3/8"	250
3811-ird-1a0b00	1/2"	75
3811-ird-1b0b00	1/2"	80
3811-ird-1b0c00	3/4"	60
3811-ird-1b1a00	1 1/4"	60
3811-ird-201000	1"	40
3811-ird-201a00	1 1/4"	30
3811-ird-201b00	1 1/2"	25



General Brass Fittings

Wall Plate Elbow

Code	Size	Pcs.
3811-fle-0b0000	1/2"	120
3811-fle-0c0000	3/4"	50



Cross

Code	Size	Pcs.
3811-crs-0b0000	1/2"	80
3811-crs-0c0000	3/4"	50
3811-crs-100000	1"	25



Tee Female / Female / Female

Code	Size	Pcs.
3811-tfo-0b0000	1/2"	100
3811-tfo-0c0000	3/4"	50
3811-tfo-100000	1"	25
3811-tfo-1a0000	1 1/4"	18
3811-tfo-1b0000	1 1/2"	16
3811-tfo-200000	2"	8



Tee Female / Male / Female

Code	Size	Pcs.
3811-tfm-0b0000	1/2"	100
3811-tfm-0c0000	3/4"	60
3811-tfm-100000	1"	30



Tee Male / Male / Male

Code	Size	Pcs.
3811-tmo-0b0000	1/2"	80
3811-tmo-0c0000	3/4"	60
3811-tmo-100000	1"	30



General Brass Fittings

Tee Male / Male / Female

Code	Size	Pcs.
3811-tdm-0b0000	1/2"	80



Inegal Tee

Code	Size	Pcs.
3811-tio-0c0b0c	3/4"	60
3811-tio-100b10	1"	35
3811-tio-100c10	1"	35



Water Meter Union

Code	Size	Pcs.
3811-wmt-0c1000	3/4"	80



Union-Elbow

Code	Size	Pcs.
3811-tue-0b0000	1/2"	80
3811-tue-0c0000	3/4"	50
3811-tue-100000	1"	30
3811-tue-1a0000	1 1/4"	15



Union-Straight

Code	Size	Pcs.
3811-tun-0b0000	1/2"	150
3811-tun-0c0000	3/4"	80
3811-tun-100000	1"	40
3811-tun-1a0000	1 1/4"	25
3811-tun-160000	1 1/2"	20
3811-tun-200000	2"	16



General Brass Fittings

Male Stopend

Code	Size	Pcs.
3811-stm-0b0000	1/2"	400
3811-stm-0c0000	3/4"	250
3811-stm-100000	1"	170
3811-stm-1a0000	1 1/4"	80
3811-stm-1b0000	1 1/2"	75
3811-stm-200000	2"	30



Female Stopend

Code	Size	Pcs.
3811-stf-0d0000	3/8"	1050
3811-stf-0b0000	1/2"	500
3811-stf-0c0000	3/4"	250
3811-stf-100000	1"	150
3811-stf-1a0000	1 1/4"	120
3811-stf-1b0000	1 1/2"	90
3811-stf-200000	2"	50



Hose Connection - Male

Code	Size	Pcs.
3811-uch-0b0010	1/2"	250
3811-uch-0b0012	1/2"	300
3811-uch-0b0014	1/2"	250
3811-uch-0b0016	1/2"	250
3811-uch-0b0018	1/2"	250
3811-uch-0b0020	1/2"	200
3811-uch-0c0020	3/4"	150
3811-uch-100025	1"	80



Hose Connection - Female

Code	Size	Pcs.
3811-ucf-0b0010	1/2"	250
3811-ucf-0b0012	1/2"	250
3811-ucf-0b0014	1/2"	250
3811-ucf-0b0016	1/2"	200
3811-ucf-0b0018	1/2"	150
3811-ucf-0b0020	1/2"	150



General Brass Fittings

Nut with Flange

Code	Size	Pcs.
3811-fsm-0b0000	1/2"	500
3811-fsm-0c0000	3/4"	400
3811-fsm-100000	1"	250
3811-fsm-1a0000	1 1/4"	150
3811-fsm-1b0000	1 1/2"	100
3811-fsm-200000	2"	60



Tap Connection

Code	Size	Pcs.
3811-neb-0c0000	1/2"	200



Plated Connection to Wrench

Code	Size	Pcs.
3811-ext-0b0010	1/2"	300
3811-ext-0b0015	1/2"	250
3811-ext-0b0020	1/2"	200
3811-ext-0b0025	1/2"	150
3811-ext-0b0030	1/2"	150
3811-ext-0b0040	1/2"	120
3811-ext-0b0050	1/2"	100



Plated Connection - Chrome

Code	Size	Pcs.
3811-nex-0b0010	1/2"	300
3811-nex-0b0015	1/2"	300
3811-nex-0b0020	1/2"	250
3811-nex-0b0025	1/2"	200
3811-nex-0b0030	1/2"	200
3811-nex-0b0035	1/2"	150
3811-nex-0b0040	1/2"	150
3811-nex-0b0050	1/2"	100



General Brass Fittings

Tap Connection- Holed

Code	Size	Pcs.
3811-net-0b0000	1/2"	100



Tap Connection

Code	Size	Pcs.
3811-bet-0c0000	3/4"	80
3811-bel-0c0000	3/4"	100



Half Cross

Code	Size	Pcs.
3811-ned-0c0000	3/4"	75



Mini Union

Code	Size	Pcs.
3411-nff-160b01	1/2"	225



Male Return - Union

Code	Size	Pcs.
3411-nmf-160b00	ø16 x 1/2"	225



General Brass Fittings

Manifold - Blue - Light Type

Code	Size	A	L1	L	H	Pcs.
3312-vhf-100216	1" - 2 x Ø16	43	22,5	94	50,7	20
3312-vhf-100316	1" - 3 x Ø16	43	22,5	137	50,7	15
3312-vhf-100416	1" - 4 x Ø16	43	22,5	180	50,7	10
3312-vhf-100516	1" - 5 x Ø16	43	22,5	266	50,7	10
3312-vhf-100616	1" - 6 x Ø16	43	22,5	309	50,7	10
3312-vhf-100716	1" - 7 x Ø16	43	22,5	352	50,7	5
3312-vhf-100816	1" - 8 x Ø16	43	22,5	395	50,7	5
3312-vhf-100916	1" - 9 x Ø16	43	22,5	438	50,7	5
3312-vhf-101016	1" - 10 x Ø16	43	22,5	524	50,7	5
3312-vhf-101116	1" - 11 x Ø16	43	22,5	567	50,7	5
3312-vhf-101216	1" - 12 x Ø16	43	22,5	610	50,7	5
3312-vhf-101316	1" - 13 x Ø16	43	22,5	653	50,7	5



Manifold - Red - Light Type


Code	Size	A	L1	L	H	Pcs.
3313-vhf-100216	1" - 2 x Ø16	43	22,5	94	50,7	20
3313-vhf-100316	1" - 3 x Ø16	43	22,5	137	50,7	15
3313-vhf-100416	1" - 4 x Ø16	43	22,5	180	50,7	10
3313-vhf-100516	1" - 5 x Ø16	43	22,5	266	50,7	10
3313-vhf-100616	1" - 6 x Ø16	43	22,5	309	50,7	10
3313-vhf-100716	1" - 7 x Ø16	43	22,5	352	50,7	5
3313-vhf-100816	1" - 8 x Ø16	43	22,5	395	50,7	5
3313-vhf-100916	1" - 9 x Ø16	43	22,5	438	50,7	5
3313-vhf-101016	1" - 10 x Ø16	43	22,5	524	50,7	5
3313-vhf-101116	1" - 11 x Ø16	43	22,5	567	50,7	5
3313-vhf-101216	1" - 12 x Ø16	43	22,5	610	50,7	5
3313-vhf-101316	1" - 13 x Ø16	43	22,5	653	50,7	5



For Manifold Nipple

Code	Size	Pcs.
3391-npl-100000	1"	150





Radiators

Type 22 / H 300

Code	Size	Pcs.
0322-rad-300400	300 x 400	1
0322-rad-300500	300 x 500	1
0322-rad-300600	300 x 600	1
0322-rad-300700	300 x 700	1
0322-rad-300800	300 x 800	1
0322-rad-300900	300 x 900	1
0322-rad-301000	300 x 1000	1
0322-rad-301100	300 x 1100	1
0322-rad-301200	300 x 1200	1
0322-rad-301300	300 x 1300	1
0322-rad-301400	300 x 1400	1
0322-rad-301500	300 x 1500	1
0322-rad-301600	300 x 1600	1
0322-rad-301700	300 x 1700	1
0322-rad-301800	300 x 1800	1
0322-rad-301900	300 x 1900	1
0322-rad-302000	300 x 2000	1
0322-rad-302100	300 x 2100	1
0322-rad-302200	300 x 2200	1
0322-rad-302300	300 x 2300	1
0322-rad-302400	300 x 2400	1
0322-rad-302500	300 x 2500	1
0322-rad-302600	300 x 2600	1
0322-rad-302700	300 x 2700	1
0322-rad-302800	300 x 2800	1
0322-rad-302900	300 x 2900	1
0322-rad-303000	300 x 3000	1



Type 22 / H 400

Code	Size	Pcs.
0322-rad-400400	400 x 400	1
0322-rad-400500	400 x 500	1
0322-rad-400600	400 x 600	1
0322-rad-400700	400 x 700	1
0322-rad-400800	400 x 800	1
0322-rad-400900	400 x 900	1
0322-rad-401000	400 x 1000	1
0322-rad-401100	400 x 1100	1
0322-rad-401200	400 x 1200	1
0322-rad-401300	400 x 1300	1
0322-rad-401400	400 x 1400	1
0322-rad-401500	400 x 1500	1
0322-rad-401600	400 x 1600	1
0322-rad-401700	400 x 1700	1
0322-rad-401800	400 x 1800	1
0322-rad-401900	400 x 1900	1
0322-rad-402000	400 x 2000	1
0322-rad-402100	400 x 2100	1
0322-rad-402200	400 x 2200	1
0322-rad-402300	400 x 2300	1
0322-rad-402400	400 x 2400	1
0322-rad-402500	400 x 2500	1
0322-rad-402600	400 x 2600	1
0322-rad-402700	400 x 2700	1
0322-rad-402800	400 x 2800	1
0322-rad-402900	400 x 2900	1
0322-rad-403000	400 x 3000	1



* Sipariş üzerine üretilmektedir.

Type 22 / H 500

Code	Size	Pcs.
0322-rad-500400	500 x 400	1
0322-rad-500500	500 x 500	1
0322-rad-500600	500 x 600	1
0322-rad-500700	500 x 700	1
0322-rad-500800	500 x 800	1
0322-rad-500900	500 x 900	1
0322-rad-501000	500 x 1000	1
0322-rad-501100	500 x 1100	1
0322-rad-501200	500 x 1200	1
0322-rad-501300	500 x 1300	1
0322-rad-501400	500 x 1400	1
0322-rad-501500	500 x 1500	1
0322-rad-501600	500 x 1600	1
0322-rad-501700	500 x 1700	1
0322-rad-501800	500 x 1800	1
0322-rad-501900	500 x 1900	1
0322-rad-502000	500 x 2000	1
0322-rad-502100	500 x 2100	1
0322-rad-502200	500 x 2200	1
0322-rad-502300	500 x 2300	1
0322-rad-502400	500 x 2400	1
0322-rad-502500	500 x 2500	1
0322-rad-502600	500 x 2600	1
0322-rad-502700	500 x 2700	1
0322-rad-502800	500 x 2800	1
0322-rad-502900	500 x 2900	1
0322-rad-503000	500 x 3000	1



Type 22 / H 600

Code	Size	Pcs.
0322-rad-600400	600 x 400	1
0322-rad-600500	600 x 500	1
0322-rad-600600	600 x 600	1
0322-rad-600700	600 x 700	1
0322-rad-600800	600 x 800	1
0322-rad-600900	600 x 900	1
0322-rad-601000	600 x 1000	1
0322-rad-601100	600 x 1100	1
0322-rad-601200	600 x 1200	1
0322-rad-601300	600 x 1300	1
0322-rad-601400	600 x 1400	1
0322-rad-601500	600 x 1500	1
0322-rad-601600	600 x 1600	1
0322-rad-601700	600 x 1700	1
0322-rad-601800	600 x 1800	1
0322-rad-601900	600 x 1900	1
0322-rad-602000	600 x 2000	1
0322-rad-602100	600 x 2100	1
0322-rad-602200	600 x 2200	1
0322-rad-602300	600 x 2300	1
0322-rad-602400	600 x 2400	1
0322-rad-602500	600 x 2500	1
0322-rad-602600	600 x 2600	1
0322-rad-602700	600 x 2700	1
0322-rad-602800	600 x 2800	1
0322-rad-602900	600 x 2900	1
0322-rad-603000	600 x 3000	1




Radiators

Type 22 / H 900

Code	Size	Pcs.
0322-rad-900400	900 x 400	1
0322-rad-900500	900 x 500	1
0322-rad-900600	900 x 600	1
0322-rad-900700	900 x 700	1
0322-rad-900800	900 x 800	1
0322-rad-900900	900 x 900	1
0322-rad-901000	900 x 1000	1
0322-rad-901100	900 x 1100	1
0322-rad-901200	900 x 1200	1
0322-rad-901300	900 x 1300	1
0322-rad-901400	900 x 1400	1
0322-rad-901500	900 x 1500	1
0322-rad-901600	900 x 1600	1
0322-rad-901700	900 x 1700	1
0322-rad-901800	900 x 1800	1
0322-rad-901900	900 x 1900	1
0322-rad-902000	900 x 2000	1
0322-rad-902100	900 x 2100	1
0322-rad-902200	900 x 2200	1
0322-rad-902300	900 x 2300	1
0322-rad-902400	900 x 2400	1
0322-rad-902500	900 x 2500	1
0322-rad-902600	900 x 2600	1
0322-rad-902700	900 x 2700	1
0322-rad-902800	900 x 2800	1
0322-rad-902900	900 x 2900	1
0322-rad-903000	900 x 3000	1





Gas Systems

Boiler Flex DN16 Fitting - Nipel Connection (TS 13890)

Code	Size	Pcs.
3470-ffs-0c0400	3/4" x 400	60
3470-ffs-0c0500	3/4" x 500	60
3470-ffs-0c0600	3/4" x 600	60
3470-ffs-0c0900	3/4" x 900	60



Product Features

- Hose Type** : Parallel-necked (corrugated) metal hose
- Hose Material** : According to EN 10088-2 stainless steel AISI 316L (1.4404)
- Fittings** : AISI 303 Stainless Steel (TS EN 10088-2)
- Unions Parts** : Nickel Coated Steel (TS EN 1562) or according to EN 12164 CW167N, CW614N

Advantages of Kalde Flexible Corrugated Metal Hoses

- Indoor use natural gas boiler as well as all applications, offer excellent connections.
- High service life thanks to provide affordability.
- Thanks to its highly flexible structure allows for ease of installation and labor.
- Features for users in terms of the highest level of security guarantees.
- Minimum bending radius can be installed without the contraction section, thanks.

GASFlex (EN 14800)

Code	Size	Pcs.
3470-gmp-0b0500	1/2" x 500	50
3470-gmp-0b0750	1/2" x 750	50
3470-gmp-0b1000	1/2" x 1000	50
3470-gmp-0b1250	1/2" x 1250	25
3470-gmp-0b1500	1/2" x 1500	25
3470-gmp-0b2000	1/2" x 2000	20




Product Features

Hose Type	: Parallel-necked (corrugated) metal hose
Hose Material	: According to EN ISO 10380 Stainless Steel AISI 316L (1.4404), AISI 304L (1.4306)
Mesh Material	: Stainless Steel AISI 304 (1.4301)
Coating	: PVC protects from household cleaners, and other harmful effects.
Fittings	: Stainless Steel AISI 304 (1.4301)- AISI 303 (1.4305)
Standard	: EN 14800

Advantages of EN 14800 Kalde Hose

- Indoor use natural gas burning stoves, furnaces and ovens, as well as all applications, offer excellent connections.
- High service life thanks to provide affordability.
- Thanks to its highly flexible structure allows for ease of installation and labor.
- Features for users in terms of the highest level of security guarantees.
- 3-layer design, the corrosion and is resistant to external influences.
- PVC coating on the outer surface, hygienic and easy to clean with household cleaner keeps.
- Features for users in terms of the highest level of security guarantees.
- CE certified.
- Minimum bending radius can be installed without the contraction section, thanks.



Corrugated Pipes

Corrugated Pipes

Corrugated Pipe Set SN4

Code	Size	Pcs.
8302-set-100004	100 Lenght / 1 Coupling + 2 joint	1
8302-set-150004	150 Lenght / 1 Coupling + 2 joint	1
8302-set-200004	200 Lenght / 1 Coupling + 2 joint	1
8302-set-250004	250 Lenght / 1 Coupling + 2 joint	1
8302-set-300004	300 Lenght / 1 Coupling + 2 joint	1



Corrugated Pipe Set SN8

Code	Size	Pcs.
8302-set-100008	100 Lenght / 1 Coupling + 2 joint	1
8302-set-150008	150 Lenght / 1 Coupling + 2 joint	1
8302-set-200008	200 Lenght / 1 Coupling + 2 joint	1
8302-set-250008	250 Lenght / 1 Coupling + 2 joint	1
8302-set-300008	300 Lenght / 1 Coupling + 2 joint	1



HDPE Coupling SN4

Code	Size	Pcs.
8312-muf-100004	100	1
8312-muf-150004	150	1
8312-muf-200004	200	1
8312-muf-250004	250	1
8312-muf-300004	300	1



Corrugated Joint

Code	Size	Pcs.
7302-sel-100000	100	1
7302-sel-150000	150	1
7302-sel-200000	200	1
7302-sel-250000	250	1
7302-sel-300000	300	1





Corrugated Pipes

Transportation Lengths / Van / Truck

Corrugated Set 100	3000 m. (500 pcs) / 6000 m. (1000 pcs)
Corrugated Set 150	1380 m. (230 pcs) / 2760 m. (460 pcs)
Corrugated Set 200	840 m. (140 pcs) / 1680 m. (280 pcs)
Corrugated Set 250	480 m. (80 pcs) / 960 m. (160 pcs)
Corrugated Set 300	318 m. (53 pcs) / 636 m. (106 pcs)

Sales Process

1	Length of pipe is 6 meters.
2	Prices are export prices excluding VAT.
3	Corrugate items are being sold only set based includes gaskets and couplings.
4	Loadings ex-works.
5	Transportation / freight costs should be checked before each loading.
6	Transportation/ freight costs should be paid to the transporter at the products receipt.
7	Transportation/ freight costs should be paid cash by the buyer.



PE-100 Systems

PE-100 System



SDR 41; PN4			SDR 33; PN5			SDR 26; PN6			SDR 21; PN8			SDR 17; PN10		
DN	S	Weight	DN	S	Weight	DN	S	Weight	DN	S	Weight	DN	S	Weight
mm	mm	kg/m	mm	mm	kg/m	mm	mm	kg/m	mm	mm	kg/m	mm	mm	kg/m
16	-	-	-	-	-	-	-	-	-	-	-	-	-	-
20	-	-	-	-	-	-	-	-	-	-	-	-	-	-
25	-	-	-	-	-	-	-	-	-	-	-	-	-	-
32	-	-	-	-	-	-	-	-	-	-	-	32	2,0*	0,19
40	-	-	-	-	-	-	-	-	40	2,0*	0,24	40	2,4	0,30
50	-	-	-	-	-	50	2,0	0,31	50	2,4	0,37	50	3,0	0,45
63	-	-	63	2,0	0,40	63	2,5	0,49	63	3,0	0,58	63	3,8	0,72
75	-	-	75	2,3	0,55	75	2,9	0,68	75	3,6	0,83	75	4,5	1,02
90	2,3*	0,64	90	2,8	0,79	90	3,5	0,98	90	4,3	1,18	90	5,4	1,46
110	2,7	0,94	110	3,4	1,17	110	4,2	1,43	110	5,3	1,77	110	6,6	2,17
125	3,1	1,23	125	3,9	1,51	125	4,8	1,84	125	6,0	2,27	125	7,4	2,76
140	3,5	1,54	140	4,3	1,88	140	5,4	2,32	140	6,7	2,83	140	8,3	3,46
160	4,0	2,00	160	4,9	2,42	160	6,2	3,04	160	7,7	3,72	160	9,5	4,52
180	4,4	2,49	180	5,5	3,07	180	6,9	3,79	180	8,6	4,67	180	10,7	5,71
200	4,9	3,05	200	6,2	3,84	200	7,7	4,69	200	9,6	5,78	200	11,9	7,05
225	5,5	3,86	225	6,9	4,77	225	8,6	5,89	225	10,8	7,30	225	13,4	8,93
250	6,2	4,83	250	7,7	5,92	250	9,6	7,30	250	11,9	8,93	250	14,8	11,00
280	6,9	5,98	280	8,6	7,40	280	10,7	9,10	280	13,4	11,30	280	16,6	13,70
315	7,7	7,52	315	9,7	9,37	315	12,1	11,60	315	15,0	14,20	315	18,7	17,40
355	8,7	9,55	355	10,9	11,80	355	13,6	14,60	355	16,9	18,00	355	21,1	22,10
400	9,8	12,10	400	12,3	15,10	400	15,3	18,60	400	19,1	22,90	400	23,7	28,00
450	11,0	15,30	450	13,8	19,00	450	17,2	23,50	450	21,5	28,90	450	26,7	35,40
500	12,3	19,00	500	15,3	23,40	500	19,1	28,90	500	23,9	35,70	500	29,7	43,80
560	13,7	23,60	560	17,2	29,40	560	21,4	36,20	560	26,7	44,70	560	33,2	54,80
630	15,4	29,90	630	19,3	37,10	630	24,1	45,90	630	30,0	56,30	630	37,4	69,40

* The s value calculated according to ISO 4065 is rounded to the nearest 2.0, 2.3, or 3.0.

- For SDR groups not included in the table, the wall thicknesses are found by the calculation method.


■ Values found by the calculation method.

SDR : Standard aspect ratio (outer diameter / wall thickness)

DN : Nominal diameter

S : Wall thickness

PE-100 System



SDR 13,6; PN 12,5			SDR 11; PN16			SDR 9; PN20			SDR 7,4; PN25			SDR 6; PN32		
DN	S	Weight	DN	S	Weight	DN	S	Weight	DN	S	Weight	DN	S	Weight
mm	mm	kg/m	mm	mm	kg/m	mm	mm	kg/m	mm	mm	kg/m	mm	mm	kg/m
-	-	-	-	-	-	16	2,0*	0,09	16	2,3*	0,10	16	3,0*	0,14
-	-	-	20	2,0*	0,11	20	2,3	0,13	20	3,0*	0,16	20	3,4	0,18
25	2,0*	0,14	25	2,3	0,17	25	3,0*	0,27	25	3,5	0,24	25	4,2	0,28
32	2,4	0,23	32	3,0*	0,27	32	3,6	0,33	32	4,4	0,39	32	5,4	0,45
40	3,0	0,36	40	3,7	0,43	40	4,5	0,51	40	5,5	0,60	40	6,7	0,70
50	3,7	0,55	50	4,6	0,66	50	5,6	0,79	50	6,9	0,94	50	8,3	1,09
63	4,7	0,87	63	5,8	1,05	63	7,1	1,26	63	8,6	1,47	63	10,5	1,73
75	5,6	1,24	75	6,8	1,47	75	8,4	1,76	75	10,3	2,09	75	12,5	2,44
90	6,7	1,77	90	8,2	2,12	90	10,1	2,54	90	12,3	3,00	90	15,0	3,51
110	8,1	2,62	110	10,0	3,14	110	12,3	3,78	110	15,1	4,50	110	18,3	5,24
125	9,2	3,37	125	11,4	4,10	125	14,0	4,87	125	17,1	5,77	125	20,8	6,75
140	10,3	4,22	140	12,7	5,10	140	15,7	6,11	140	19,2	7,25	140	23,3	8,47
160	11,8	5,50	160	14,6	6,70	160	17,9	7,96	160	21,9	9,44	160	26,6	11,00
180	13,3	6,98	180	16,4	8,40	180	20,1	10,10	180	24,6	11,90	180	29,9	14,00
200	14,7	8,56	200	18,2	10,40	200	22,4	12,40	200	27,4	14,80	200	33,2	17,20
225	16,6	10,90	225	20,5	13,10	225	25,2	15,80	225	30,8	18,60	225	37,4	21,80
250	18,4	13,40	250	22,7	16,20	250	27,9	19,40	250	34,2	23,00	250	41,5	27,00
280	20,6	16,80	280	25,4	20,30	280	31,3	24,30	280	38,3	28,90	280	46,5	33,80
315	23,2	21,20	315	28,6	25,60	315	35,2	30,80	315	43,1	36,50	315	52,3	42,70
355	26,1	26,90	355	32,2	32,50	355	39,7	39,10	355	48,5	46,30	355	59,0	54,30
400	29,4	34,10	400	36,3	41,30	400	44,7	49,60	400	54,7	58,80	400	66,7	68,90
450	33,1	43,20	450	40,9	52,30	450	50,3	62,70	450	61,5	74,40	450	75,0	87,36
500	36,8	53,30	500	45,4	64,50	500	55,8	77,30	500	67,6	91,80	500	83,3	107,67
560	41,2	66,90	560	50,8	80,80	560	62,2	97,00	560	75,7	113,61	560	93,3	134,94
630	46,3	84,60	630	57,2	102,00	630	70,0	121,48	630	85,1	143,70	630	105,0	170,83

* Please contact for price information.